

# 1999 UNICEF Annual Report



## Contents

|   |           |
|---|-----------|
| <b>The mission of UNICEF</b>                              | <b>1</b>  |
| <hr/>   |           |
| <b>Foreword</b>   |           |
| By United Nations Secretary-General                       | 2         |
| <hr/>   |           |
| <b>Overview</b>   |           |
| By UNICEF Executive Director                              | 3         |
| <hr/>   |           |
| <b>What UNICEF is and does</b>                            | <b>4</b>  |
| <hr/>   |           |
| <b>Ensuring a good start to life</b>                      | <b>6</b>  |
| <hr/>   |           |
| <b>Helping children learn: The school years</b>           | <b>10</b> |
| <hr/>   |           |
| <b>Protection from armed conflict and other crises</b>    | <b>12</b> |
| <hr/>   |           |
| <b>Children and women in need of special protection</b>   | <b>14</b> |
| <hr/>   |           |
| <b>Where UNICEF works (map)</b>                           | <b>16</b> |
| <hr/>   |           |
| <b>Reducing poverty</b>                                   | <b>18</b> |
| <hr/>   |           |
| <b>Partnerships and fund-raising</b>                      | <b>20</b> |
| <hr/>   |           |
| <b>Resources and management</b>                           | <b>24</b> |
| <hr/>   |           |
| <b>Tables and charts</b>                                  |           |
| Contributions to UNICEF by source, 1998                   | 5         |
| UNICEF income 1996-1998                                   | 25        |
| Contributions to UNICEF vs. GNP                           | 25        |
| Programmes funded from general resources                  | 26        |
| Top 20 donors to UNICEF, 1998                             | 27        |
| UNICEF expenditure on programmes by sector, 1994 and 1998 | 28        |
| Total UNICEF income by source of funding, 1998            | 29        |



### Photographs:

Cover: Chinese children at play.  
UNICEF/92-603/Lemoine

Above: Albanian boys playing  
football. UNICEF/98-0384/Lemoine

At right: Armenian girl with globe.  
UNICEF/97-0840/Lemoine

Pages 16-17 (map)  
from left to right:  
UNICEF/90-216/Schytte  
UNICEF/C-100-10/Isaac  
UNICEF/90-072/Lemoine  
UNICEF/1998/Pirazzi  
UNICEF/92-661/Lemoine  
UNICEF/C94-1/Pirazzi  
UNICEF/91-074/Gutman

## The mission of UNICEF

**UNICEF** is mandated by the United Nations General Assembly to advocate for the protection of children's rights, to help meet their basic needs and to expand their opportunities to reach their full potential.

**UNICEF** is guided by the Convention on the Rights of the Child and strives to establish children's rights as enduring ethical principles and international standards of behaviour towards children.

**UNICEF** insists that the survival, protection and development of children are universal development imperatives that are integral to human progress.

**UNICEF** mobilizes political will and material resources to help countries, particularly developing countries, ensure a "first call for children" and to build their capacity to form appropriate policies and deliver services for children and their families.

**UNICEF** is committed to ensuring special protection for the most disadvantaged children — victims of war, disasters, extreme poverty, all forms of violence and exploitation and those with disabilities.

**UNICEF** responds in emergencies to protect the rights of children. In coordination with United Nations partners and humanitarian agencies, UNICEF makes its unique facilities for rapid response available to its partners to relieve the suffering of children and those who provide their care.

**UNICEF** is non-partisan and its cooperation is free of discrimination. In everything it does, the most disadvantaged children and the countries in greatest need have priority.

**UNICEF** aims, through its country programmes, to promote the equal rights of women and girls and to support their full participation in the political, social and economic development of their communities.

**UNICEF** works with all its partners towards the attainment of the sustainable human development goals adopted by the world community and the realization of the vision of peace and social progress enshrined in the Charter of the United Nations.

## Foreword



UN Photo/Chris Wedel

The activities covered in this year's *UNICEF Annual Report* coincided with the 50th anniversary of the Universal Declaration of Human Rights. As limbs grow from a tree, so too has the Declaration given rise to a wide-ranging body of human rights laws and treaties, including the Convention on the Rights of the Child of 1989. It is a testament to the power of child rights that virtually every country on earth has ratified that agreement.

Guided by the Convention, the United Nations Children's Fund has worked tirelessly to meet the basic needs of children and to advocate for the protection of the rights of all children and women. These rights are the essence of UNICEF's mission, not only as a moral imperative but because they are central to the economic and political health of every society, and vital for human progress.

With the 21st century upon us, UNICEF's mission is more relevant — and more urgent — than ever. The reasons are legion: the spread of armed conflict, disease and disability on a global scale; gender-based inequality and exploitation; the widening gap between rich and poor; and deepening poverty in developing regions. Children and women are poverty's most numerous casualties.

Investment in people — and especially children — is sound policy regardless of a country's level of economic development. The achievements documented in the following pages illustrate how far the world has come in assuring a better future for every child — and yet how vast are the challenges that remain.

A handwritten signature in black ink, which appears to read "K. Annan". The signature is fluid and cursive.

Kofi A. Annan  
Secretary-General  
of the United Nations

## Overview

We in UNICEF are at a vital juncture in our 52-year history, striving to reinforce the remarkable gains for children and women made over the last several decades and to find even better and more enduring ways to promote children's survival, protection and development. In 1998, we took measures to ensure that the momentum built up to achieve the year 2000 goals for children, established at the 1990 World Summit for Children, would not dissipate, especially as we enter the home stretch with much work still to be done. In formulating our Programme Priorities for 1998-2000, we targeted key World Summit goals, such as increased immunization coverage and improved access to education, in countries where progress is most needed. And we made great strides in developing a new agenda for children for the early years of the next century to ensure that our collaborative work with many colleagues and partners has profound and lasting results.

The agenda — for today and tomorrow — is firmly rooted in the rights of children and women and builds on our many successes. During 1998 alone, UNICEF procured vaccines and provided other support to polio campaigns in 97 countries, where 450 million youngsters were vaccinated — two thirds of the world's children under the age of five. In Myanmar, a UNICEF-assisted programme helped mobilize 800,000 families to construct their own latrines, raising the national sanitation coverage rate almost 10 per cent.

In Angola, more than 600,000 children actualized their right to a name and nationality during a countrywide campaign to document the births of all unregistered children, an effort supported by UNICEF and various partners. And in countries with high child mortality, UNICEF helped about half of all children receive at least one high-dose vitamin A supplement. We

also assisted dozens of countries in building their capacity to gather vital information on children and women so that problems can be identified and addressed. And UNICEF offices around the world participated in the year's successful international effort to promote ratification of the Ottawa convention banning landmines.

### The challenges ahead

We are proud of advances like these. But so much more remains to be done. Though the lives of millions of children have been saved and improved in the last decade, 32,000 children a day still die from preventable causes, including malnutrition, respiratory infections and malaria; more than 1,600 children under 15 years of age are infected with HIV each day; 130 million children in developing countries do not attend school, nearly two thirds of them girls; and nearly 50 million children and women are victims of armed conflict, violence and exploitation.

Our first step in addressing these and other challenges is to lay a firm foundation for progress. In 1998, we set an internal goal to strengthen UNICEF in three key areas: intellectual leadership, operations and management. The strengthening of our regional capacity has allowed us to act and respond more quickly and efficiently to specific needs on the ground. With state-of-the-art computer systems now in place, we have begun to streamline programme management and financial systems. And a resource mobilization strategy devised this year will revitalize and expand our fund-raising base, which has remained strong despite the lamentable decline in development assistance worldwide.

We continued to train staff in programming with a human rights perspective, placing special emphasis on children in situations of crisis and instability. And we strengthened our




Carol Bellamy (right) on a visit to Honduras.

presence on the World Wide Web, which is expanding our ability to share information and ideas among staff and with others around the world.

### Working with others

To continue to sustain our strong links with partners, we collaborated with our United Nations sister organizations to promote the rights of children and women, to effect UN reform and to create a common framework for development assistance. We also strengthened our cooperation with the World Bank to increase programme funds for basic social services. It is together with these and other partners — governments, donors, non-governmental organizations, civil society and children themselves — that we must now make a quantum leap in positive social change for the children of today and tomorrow.

Carol Bellamy  
Executive Director  
UNICEF



*Two children from the Nuer ethnic group, near the town of Nasir in southern Sudan.*

## What UNICEF is and does

**B**olstered by the nearly universal acceptance of the Convention on the Rights of the Child, UNICEF is making human rights the guiding force of its country programmes. Only when rights — to education, good-quality health care, access to safe water and sanitation and protection from armed conflict, abuse and exploitation, among others — are realized can children and women achieve their full potential.

As part of this rights-promoting work, for example, in 1998 UNICEF assisted polio eradication campaigns around the world and joined the World Health Organization (WHO) in launching the Roll Back Malaria campaign. UNICEF also helped restore schooling and other social services in 55 countries experiencing crisis.

When rights are universally implemented, more children will enjoy benefits such as increased access to immunization, health services and safe water and sanitation. Equally important, some of the fundamental obstacles to development — such as weak community participation, wide income gaps and inequity in access to basic social services — will be addressed.

### **Implementing rights**

UNICEF spreads the word about rights in venues ranging from community centres to television shows, and from children's assemblies to sessions of parliament. In Thailand, for example, children who gathered for a nationwide assembly on education in 1998 helped devise new child-centred

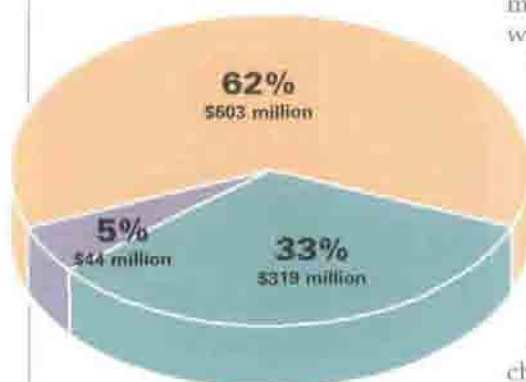
policies. We advise countries on how to incorporate rights into laws and policies, and we provide training in rights implementation. With the advice of UNICEF, for example, Ecuador revised its Constitution in 1998 to strengthen children's protection from abuse, exploitation and unfair treatment in the justice system.

We also help governments gather data on health, nutrition and other vital areas as a way to reveal disparities and ensure that the rights of all children are protected. This data is essential to help countries monitor compliance with the Convention.

Rights awareness begins at home. In 1998, UNICEF continued training its staff in rights-based programming, placing emphasis on children in crisis.

## Contributions to UNICEF by source, 1998

(in millions of US dollars)



**Total:**  
**\$966 million**

- Governments
- Non-governmental/private sector
- Other

*For estimated governmental and non-governmental/private sector contributions by country, see pages 29 through 32.*

### Promoting women as key actors

Women's rights, along with child rights, are at the heart of our operations. Guided by the Convention on the Elimination of All Forms of Discrimination against Women, we work with partners to end gender-based violence and discrimination. We also help widen women's access to good-quality health care, literacy training, affordable credit and programmes promoting awareness of their rights. UNICEF has supported national and regional initiatives to end female genital mutilation in Africa and elsewhere, a campaign that made notable progress in 1998 when Senegal banned the practice.

### Blueprint for progress

Despite forward strides in promoting the rights of children and women, progress has not kept pace with promises in some areas. And spreading poverty, social instability, HIV/AIDS and armed conflict have conspired to make the task of reaching the goals even more difficult — and to

reverse some important achievements in child survival and health.

UNICEF assists governments striving to meet the end-decade development goals for children established by world leaders at the 1990 World Summit for Children. Each year we publish a scorecard of achievements in *The Progress of Nations*. To accelerate progress towards reaching these targets, UNICEF launched Programme Priorities 1998–2000, emphasizing four overarching goals:

- ◆ Reduce death and illness among young children and prevent childhood disability.

*Currently, nearly 12 million children die each year from preventable causes. Nearly half the children in sub-Saharan Africa have never been immunized.*

- ◆ Reduce maternal deaths, disabilities and illnesses.

*Nearly 600,000 women die needless deaths during pregnancy and childbirth, and millions more suffer from preventable injuries and infections.*

- ◆ Improve children's access to, and quality of, education.

*Despite advances in education, 130 million children aged 6 to 11 are still out of school in developing countries, nearly two thirds of them girls.*

- ◆ Reduce exploitation, abuse and harm of children.

*Almost 50 million children and women are victims of armed conflict, violence and exploitation, and 250 million children between the ages of 5 and 14 work in order to survive.*

Priority is also given to early childhood care, adolescent health and development and the collection of vital data on children and women. As the new millennium dawns, we will play a greater part in addressing the causes of poverty as well as the symptoms, to help break the persistent patterns that underlie inequality, violence and wasted human potential.

UNICEF programmes will increasingly aim to support children and women in critical periods of the life cycle — early childhood, the primary school years, adolescence and the reproductive years — when intervention can truly make a lasting difference.

## UNICEF at a glance

UNICEF carries out its work through its headquarters in New York, 8 regional offices and 125 country offices worldwide. UNICEF also has a research centre in Florence, a supply operation based in Copenhagen and offices in Tokyo and Brussels. Its 37 Committees for UNICEF raise funds and spread awareness about the organization's mission and work.

- Countries, areas and territories with UNICEF programmes: **161**
- Percentage of posts located in the field: **86%**
- Posts worldwide: **5,594**
- Top government donors (in total funds): **United States, Sweden, Norway**
- Top government donors (per capita): **Norway, Sweden, Denmark**

### UNICEF Executive Board

1 January to 31 December 1999

UNICEF is governed by a 36-member Executive Board, an intergovernmental body that establishes policies, reviews programmes and approves budgets. Members are elected by the United Nations Economic and Social Council and normally serve a three-year term.

#### Officers for 1999:

##### President

H.E. Prof. Ibrahim A. Gambari (Nigeria)

##### Vice-Presidents

H.E. Ms. Akmaral Kh. Arystanbekova (Kazakhstan)

Mr. Fikret Memadali Pashayev (Azerbaijan)

H.E. Dr. John William Ashe (Antigua and Barbuda)

Mr. Carl Christian Haselbalch (Denmark)

#### Members of the Board:

*Term of office expiring on*

**31 December 1999:** Belgium, Cape Verde, Czech Republic, France, Germany, Indonesia, Jamaica, Nicaragua, Nigeria, Norway, Oman, United States of America

**31 December 2000:** Antigua and Barbuda, Azerbaijan, Bangladesh, Comoros, Congo, Finland, Greece, Japan, Kazakhstan, Libyan Arab Jamahiriya, South Africa, Sudan, United Kingdom of Great Britain and Northern Ireland, Yemen

**31 December 2001:** Canada, China, Denmark, Guyana, Pakistan, Paraguay, Russian Federation, Switzerland, Ukraine, Zimbabwe



Togolese mothers and their children gather at the hospital in Kande village to learn about the benefits of breastfeeding.

## Ensuring a good start to life

**N**ever before has ensuring a good start to life — critical to fostering a child's lifelong health — been so clearly within our grasp. The world knows more than ever about the importance of providing adequate care and nurturing to young children, especially in the first 12 to 18 months of life, to promote normal physical, intellectual and emotional development.

For example, providing good health care and nutrition to babies up to one-and-a-half years old — and to pregnant women — is one of the most important interventions to prevent malnutrition, which afflicts around one third of children under five years in developing countries. Malnutrition increases a child's risk of contracting respiratory infections, diarrhoea, measles and other illnesses that commonly kill chil-

dren or permanently harm their physical, psychosocial and cognitive development.

UNICEF has always made the survival and health of the youngest children its priority. But in response to important new research on pre-school

***“Early care ... needs to begin in the very first hours of life.”***

age children, we are now placing greater emphasis on promoting early care for their optimum development. This care needs to begin in the very first hours of life with exclusive breastfeeding, and it benefits from interventions that will ensure a woman's good health, nutrition and well-being during

pregnancy. By the end of 1998, breastfeeding protection, promotion and support had been adopted by nearly 15,000 hospitals that met global criteria of the Baby-Friendly Hospital Initiative, spearheaded by UNICEF and WHO. Both organizations strongly support implementation of the International Code of Marketing of Breastmilk Substitutes to prevent unethical promotional practices that undermine breastfeeding.

In 1998, UNICEF emphasized breastfeeding and other key ingredients of children's well-being, such as basic health care, education and access to safe water and sanitation, in Programme Priorities 1998–2000. This is a plan to accelerate progress towards meeting the World Summit for Children goals to improve child survival and health by the year 2000.



## Caring for the whole child

Increasingly, UNICEF has adopted a more comprehensive approach to care that considers all of a child's needs and the support of families, communities and health centres in meeting them. This holistic approach is a keystone of Early Childhood Care for Survival, Growth and Development, an initiative developed by UNICEF to improve a child's chances of reaching the first year of school healthy, resilient, well nourished and ready to learn. In 1998, UNICEF-assisted programmes for young children often combined interventions for children's health and nutrition, early education, environment and overall psychological and social well-being.

## A new approach to health care

The blending of different approaches is also transforming health care. Integrated Management of Childhood Illness (IMCI) is a programme developed by WHO and UNICEF that combines strategies for control and treatment of five major killers of young children — respiratory tract infections, diarrhoeal dehydration, measles, malaria and malnutrition. It aims to strengthen health services, upgrade the skills of health workers and improve the care families and communities provide for children.

Twenty countries introduced the programme in 1998, bringing to 58 the total number of countries where IMCI has been adopted. A grant from the United States Agency for International Development (USAID) helped UNICEF support IMCI implementation in five African countries: Madagascar, Mali, South Africa, Uganda and the United Republic of Tanzania.

## Immunization targets for the year 2000

- Eradicate polio.
- Reduce measles deaths by 95 per cent from pre-immunization levels.
- Eliminate neonatal tetanus.
- Reach 90 per cent of children under one with four vaccines: measles, polio, tuberculosis and diphtheria/pertussis/tetanus.

Adapted from the World Summit goals for children.

Special emphasis was placed on involving families and communities in the prevention and early management of childhood illness. Madagascar, for example, developed programmes to improve the knowledge and skills of caregivers. These programmes are monitored by a national steering committee set up to implement the initiative.

## Eradicating polio

UNICEF, WHO, Rotary International, USAID, the US Centers for Disease Control and Prevention and many other partners have teamed up with governments to make polio eradication one of the century's major success stories.


As a result, polio has been nearly eliminated worldwide through routine immunization and prevention campaigns, including Kick Polio. Out of Africa and National Immunization Days. In 1998, UNICEF assisted polio eradication campaigns in 97 countries, reaching 450 million youngsters under five — two thirds of the world's children. Even without a national government in place, war-ravaged Somalia managed to conduct its first-ever National Immunization Days, reaching 900,000 children under extremely difficult conditions.

UNICEF helped provide vaccines, transportation, monitoring and follow-up and media outreach for these campaigns. At the same time, the organization worked with governments to strengthen their health systems so that more children can be immunized as part of routine care.

## Neonatal tetanus: A silent killer

Each day, 1,000 newborns and many mothers succumb to neonatal tetanus in 58 countries. The disease, caused by bacteria that thrive in unsanitary conditions, is easily preventable through immunization and greater attention to cleanliness during delivery. India achieved unprecedented success

## A role model for girls



Girls and boys have equal rights to care and nurturing. This simple message is one of many promoted by a spirited South Asian girl named Meena, a much-loved role model for girls in the cartoon series of the same name created by UNICEF. The series, shown in communities throughout South Asia, prompted discussions of child rights and gender issues. The series' characters appear in videos, comic books, posters and other media. The BBC Radio's Bengali, Hindi, Nepali and Urdu language service broadcasts *Meena* episodes, for example, and in 1997-1998 reached around 57 million people in the region.

More than 10,000 South Asian children helped develop the 13 following episodes launched in 1998:

- Meena's dream of going to school
- Raju finds out what it is like to be Meena for a day
- Leaving school to work
- Boys' and girls' equal right to health care
- Curing an infant's diarrhoea
- Meena and her friends deal with bullies
- Questioning the practice of dowry
- Tackling hygiene and sanitation
- Early marriage
- A good teacher makes all the difference
- Showing that girls are not inferior to boys
- Exposing myths about HIV/AIDS
- Meena looks back on the lessons of life.



UNICEF/1998/P1000

## Rolling back malaria

Malaria kills a child every 30 seconds, either by itself or combined with other conditions such as malnutrition. Nine out of 10 acute cases occur in sub-Saharan Africa. Young children and pregnant women are especially at risk.

In 1998, UNICEF joined with WHO, the United Nations Development Programme (UNDP) and the World Bank to launch Roll Back Malaria. Among its goals, the initiative aims to strengthen health services, make effective and affordable antimalarial drugs available to communities in need, explore research into a malaria vaccine, support the development of even more effective drugs and promote the use of mosquito nets treated with insecticide. UNICEF supports malaria control programmes in more than 30 countries.

Sleeping under insecticide-treated mosquito nets, like the one protecting a mother and child in Zambia (above), is a prime and innovative means of preventing malaria.

against neonatal tetanus during a 1998 UNICEF-assisted campaign in Rajasthan state. Around 4 million women were vaccinated in each of two rounds — more than 80 per cent of the women targeted and four times as many as were reached in previous years.

To improve sanitary conditions during childbirth, UNICEF began distributing clean birth kits (*see illustration, page 9*) during neonatal immunization campaigns in several countries in 1998 and plans to strengthen this effort.

Also in 1998, UNICEF entered into a five-year partnership with Becton Dickinson and Company, a leading manufacturer of syringes and vaccine-related equipment. The company will donate materials, equipment, technical assistance and funds to neonatal tetanus campaigns in high-risk countries.

## Vitamin A's rising success

Every year we learn more about the near-miraculous power of micronutrients to protect health. Vitamin A, for instance, if given two to three times a year to children with vitamin A deficiency, can cut by half their chance of dying of measles and by almost a quarter their overall risk of death from disease.

The idea of fortifying food with the vitamin is gaining ground. In 1998, many countries dispensed vitamin A during polio campaigns and routine immunization programmes. This marriage of health activities helped countries in sub-Saharan Africa double vitamin A coverage in the last two years to around 60 per cent.


## Iodine deficiency: Still a risk

Salt iodization programmes help save more than 12 million children each year from mental and physical disabilities and other disorders caused by iodine deficiency. Yet poverty and economic crises have stalled or undercut such programmes in some areas. In the hard-hit Russian Federation, where the programme has virtually shut down, UNICEF helped the country identify and address its iodized salt needs. We also supported information campaigns and provided iodizing equipment and employee training for salt factories.


## Promoting safe motherhood

In Nepal, trained birth attendants and health workers use these easy-to-follow instructions (below) included in clean birth kits to ensure safe deliveries. The kits, which usually include a razor blade, soap, string, a plastic bag and floor cover, are tailored to the needs and circumstances of women in each country.

Ensuring clean deliveries is crucial for children and women in developing countries, where almost 600,000 women die each year during pregnancy and childbirth and millions more suffer from lifelong complications. Promoting hygienic delivery is part of UNICEF's overall drive to ensure women's rights and to improve their health through a variety of measures, including providing access to obstetric services and training birth attendants.



UNICEF/1995/Proza



*In Somalia, a pregnant woman is vaccinated against tetanus to protect both her and her baby. This year — in spite of setbacks caused by HIV/AIDS, especially in Africa — 1 million more young children survived to celebrate their fifth birthday, compared with a decade ago, thanks to the use of vaccines and other low-cost technologies championed by UNICEF. These include vitamin supplements, oral rehydration therapy to treat diarrhoeal dehydration and the fortification of food with iron, iodine and vitamin A.*

In Venezuela, a growing movement of Andean children has sponsored marches and other awareness-raising activities to promote the consumption of iodized salt, with support from UNICEF, the National Institute of Nutrition and other groups. In 1998, children up to grade nine became 'sentinels' for health, testing iodized salt for quality and promoting its use in their communities.

### Environmental sanitation

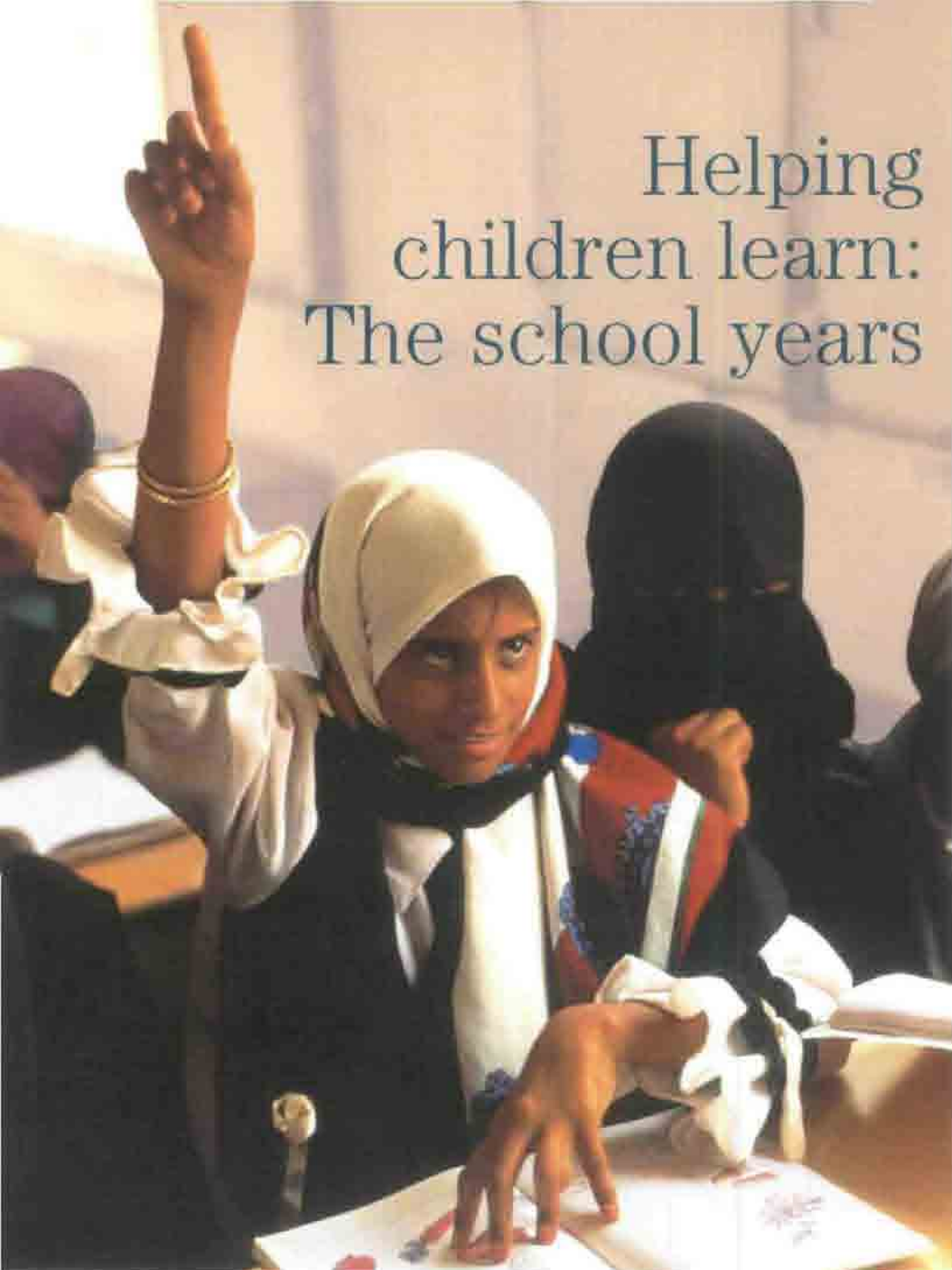
Nearly 3 billion people — half the world's population — lack access to a decent latrine or sanitary means of waste disposal, a problem contributing to 2.2 million child deaths each year from diarrhoea. Progress towards ensuring sanitation lags far behind that for other child survival goals, partly because too much effort has been focused on providing technology rather than on changing behaviour.

UNICEF is helping to reverse this trend largely by improving hygiene

education and sanitation in schools and communities. In the West Lombok district of Indonesia, for example, religious leaders have integrated messages about good hygiene into their services and instruction. The local government now requires that new buildings include latrines. And before receiving a marriage licence, a couple must promise to build a latrine. Between 1994 and 1998, 25,000 new latrines were built each year in the district, compared with only 1,500 units before the programme began in 1994.

Latrines also need to suit a family's income and cultural needs. In Myanmar, where families were given a choice in the kinds of latrines they wished to build, they constructed 800,000 units in 1998 as part of a UNICEF-assisted do-it-yourself programme.

# Helping children learn: The school years



Girls in class in Yemen, where UNICEF supports a nationwide strategy to promote girls' education. Among the steps taken in 1998, the Government declared education free for girls in rural areas and, with UNICEF's help, trained nearly 1,000 women teachers.

On any one day in 1998, 130 million children in developing countries, including 73 million girls, were not in school. Millions more sat passively in crowded, under-equipped classes taught by poorly trained teachers, struggling to memorize lessons that had little meaning for them. All of these children were far from realizing their right to an education.

UNICEF has worked alongside partners to open education's doors to children, giving special attention to

girls, working children and young people in remote or marginalized communities. Since 1990, 50 million more children have enrolled in primary school, more than half of them girls.

We realize that access is not enough. With many school graduates struggling to read at their grade level or to cope with the demands of life, more emphasis is now being placed on improving the quality of education and on creating child-friendly schools. This means better-trained

teachers, relevant curricula, lively and participatory learning, the involvement of parents and communities and a safe, secure environment that fosters health, development, creativity, self-esteem and preparedness for life.


With UNICEF assistance, schools have increasingly become centres for learning about life, offering guidance on issues such as health, nutrition, hygiene and conflict resolution. And for adolescents, schools increasingly teach life skills such as how to negotiate relationships and solve problems. They also promote good health, providing information on HIV/AIDS, tobacco and drugs.

## Children need an early start

One of the best ways to ensure that children develop to their fullest potential after they enter school is to pay serious attention to their care before they enter. Education plays a central role in UNICEF's support of early childhood care for survival, growth and development.

◆ In Honduras, despite setbacks caused by Hurricane Mitch, more than 500 non-formal education centres opened this year, reaching 12,000 preschoolers.

◆ In Nepal, child development centres, managed and partly financed by



## The State of the World's Children 1999

Issued in December 1998, the report analyses problems that limit children's right to education and describes ways to address them, highlighting the needs of marginalized groups, particularly girls.

communities, opened their doors to 17,000 children in 1998, bringing the total served to 30,000.

◆ In Turkey, mother-and-child education programmes had reached 14,000 children and their families by the end of 1998.

### A greater chance for girls

Educating girls is key to building their self-esteem and confidence. Studies also show that women who were educated as girls tend to have fewer and healthier children.

Yet enrolment for girls still lags behind that for boys in many countries. Girls who do make it into school often flounder because of impediments such as biased textbooks and classroom environments that favour boys.

In 1998, the UNICEF Girls' Education Programme, with major support from Canada and Norway, continued to promote the development of gender-sensitive classrooms in 52 countries through activities such as teacher-training and the creation of new textbooks and curricula.

In West and Central Africa, the African Girls' Education Initiative supported 4,200 schools and literacy centres, more than double the number supported in 1997.

### Giving children a voice

Encouraging young people to speak up about what is important to them is one of the many goals of UNICEF's Education for Development activities, which bring together educators and students from industrialized and

## More than one way to learn in Bangladesh

For a few minutes Nurul Amin, a first grade teacher at Azimpur Primary School, plays hide-and-seek with flash cards to liven up a mathematics lesson. The children laugh and join in the fun, never realizing how lucky they are: Most students in Bangladesh learn by rote.

But enlivened classrooms are producing more motivated learners, thanks to a new approach to education, Multiple Ways of Teaching and Learning. Dance, role-playing, stories, songs, model-making and drawing are just a few of the activities used to develop children's 'multiple ways of learning and knowing', a concept gaining ground in education. "It's just a matter of 'pressing the right button' for each child," says A. Abdul Hamid, a government education officer in Jhanaidah district. "Then learning becomes so easy."

These activities are at the core of a UNICEF-assisted government programme, Intensive District Approach to Education for All (IDEAL), which by the end of 1998 had been implemented in grades one and two of more than 11,000 schools in one fourth of the country's districts. The Bangladesh authorities hope this programme will help lower the nation's dropout rates — of the 17 million children enrolled in primary school, more than 6 million leave before grade five. The plan is to implement the programme in all government primary schools within the next few years.

developing countries in the common aim of promoting child rights. At an international workshop in New Delhi, for example, youth activists joined with media producers to promote collaborative ways of publicizing the terrible impact of HIV/AIDS on the young.

Through its Web site for young people, Voices of Youth (<http://www.unicef.org/voy/>), UNICEF invites children and young adults to share ideas online that will feed back into UNICEF activities and programmes. This year, live chat topics included religious tolerance and inter-country adoption of children. Discussion forums, including a new one on HIV/AIDS, have received more than 7,000 messages.

### Assisting children in crisis

With armed conflicts, natural disasters and economic tumult throwing more and more children into crisis, UNICEF has stepped up efforts to help these children normalize their lives by going to school. In 1998, UNICEF provided supplies, rebuilt schools, offered psychosocial counselling programmes and continued to develop non-formal education opportunities in dozens of countries, with the goal of integrating children into regular schools.

The goal in crisis situations is to provide as secure and 'normal' an environment as possible for children and, at the same time, to strengthen countries' education systems.

## Children in Thailand

Adults can learn valuable lessons from children on how to plan educational programmes. This was the case in Thailand, where more than 300 children from all over the country expressed their views to teachers, Ministry of Education officials and UNICEF staff. Lessons learned from this Children's Assembly are contained in four booklets the Government will distribute to all schools. At a similar assembly in the north, children from the Aka and other minority groups also talked about the challenges they face in attending school. At right, children listen while a young colleague speaks at the Children's Assembly, held in Nakhon Pathom Province, west of Bangkok.



(The Ministry of Education, National Primary Education Commission)



*A woman and her toddler near the town of Malisevo (Yugoslavia) wait to be treated by a UNICEF-supported mobile medical team helping people displaced by the crisis in Kosovo.*

## Protection from armed conflict and other crises

In 1994, UNICEF provided humanitarian assistance in 15 countries, and by 1998 this figure had increased to 55 countries. Nearly 50 million children and women are in need of such assistance and protection worldwide.

Civil strife ensnared millions of civilians in the horrors of armed conflict, in countries from Afghanistan to Sierra Leone. The impact of natural disasters was also especially harsh. In Central America, Hurricane Mitch unleashed the worst destruction by a natural disaster in 50 years. In Peru, 90 per cent of the country was affected by the El Niño phenomenon. And floods devastated large areas of Bangladesh, China and the Horn of Africa.

With the frequency and intensity

of emergencies increasing, in 1998 UNICEF identified ways to better prepare for and respond to crises, within the framework of regular country programmes. Special attention was given to addressing violations of the rights of children and women that occur in times of crisis.

### Rebuilding lives

In acute emergencies, UNICEF worked alongside the International Committee of the Red Cross, the Office of the United Nations High Commissioner for Refugees, the World Food Programme and many other partners, distributing food, water, medicines and other supplies to uprooted populations. In conflict and post-conflict situations, UNICEF played a lead role in mine-

awareness and rehabilitation programmes in more than a dozen countries.

UNICEF increased its involvement in psychosocial and education programmes in crisis situations. Restoring education services is especially important to help heal past traumas and to bring a sense of normalcy to children's lives. It also helps lay the foundation for a better future.

In Burundi, nearly one sixth of the population has been internally displaced or forced to take refuge in neighbouring countries because of civil war. UNICEF helped set up temporary classrooms where students could follow the same curriculum used in Burundi's school system. This programme was key to successful efforts that increased national school enrolment by 18 per

cent between 1996/97 and 1997/98.

Rebuilding schools was our urgent goal in hurricane-ravaged Central America. In Honduras, UNICEF provided supplies and technical assistance to 287 municipalities so that tens of thousands of children could resume their education. In El Salvador, to address the trauma experienced by children, we supported community-based psychosocial rehabilitation programmes targeting around 18,000 children.

In northern Uganda, where rebel forces have routinely abducted children, and armed conflict has destroyed schools and social services, a major assessment of the psychosocial needs of children was carried out by the Ugandan Government and UNICEF.

Elsewhere in situations of economic crisis, UNICEF worked with governments and UN counterparts to conduct surveys and other research to assess the damage. For example, in Asia, efforts were begun to supplement the diets of the populations most at risk and to provide them with other assistance. In Thailand, UNICEF strengthened the capacity of local branches of government and civil organizations, including NGOs, to provide social safety nets such as scholarships for girls from economically vulnerable families. We also helped these groups to obtain and manage social safety net funds provided by the World Bank and the Asian Development Bank.

### Focus on human rights


Through many actions and channels, UNICEF intensified its follow-up to the Graça Machel study, 'Impact of Armed Conflict on Children'. We collaborated

with the Office of the Special Representative of the Secretary-General for Children and Armed Conflict in advocating for a new peace and security agenda for children and women. Ending the use of children as soldiers, limiting the impact of sanctions on children and providing better protection for children and women in conflict situations were among the issues that UNICEF introduced into the UN Security Council's deliberations.

UNICEF also worked with the United Nations Office for the Coordination of Humanitarian Affairs to advocate for protecting the neutrality and rights of civilians in conflict zones, including the right of children and women to be reached with humanitarian assistance. Visits by the UNICEF Executive Director to several countries in crisis increased global attention to these principles and to related issues: reaching children in need (Sudan); child soldiers (Sierra Leone); and landmines (Bosnia and Herzegovina), especially the need to raise awareness about the dangers they pose and to promote universal ratification of and compliance with the Ottawa Treaty on landmines.

In Angola, the Democratic Republic of the Congo, Sierra Leone, Sri Lanka and Sudan, UNICEF participated in negotiations for the periodic cessation of hostilities to reach and immunize children. And we provided technical support to the drafters of the Statute of the International Criminal Court.

### Children as soldiers



Two boys from Sierra Leone.

"I became a soldier to avenge the death of my father," says Martin, 13, a seasoned army veteran in Sierra Leone's atrocity-filled civil war. "I came home one day to find him dead and my school burnt down." The boy, who totes an AK-47 assault rifle, personifies the horrible incongruities of war: He has admitted to killing people and at the same time shows the emotional vulnerabilities of a child, longing for his mother and his school. He is one of about 8,000 children used by both sides in the struggle, and one of about 300,000 boys and girls exploited by armies worldwide as soldiers, sex slaves and servants.

There is help for children like Martin, but not enough. UNICEF and other organizations have been working with the Government of Sierra Leone and the rebels to demobilize child soldiers. UNICEF has also been working with NGOs to reunite hundreds of child soldiers and other young victims of war with their families and to foster their social reintegration. But to make a real difference, this effort requires an even greater collaboration among governments, communities and individuals to help these children rebuild their lives.

As part of its global campaign to end the brutalization of children in war, UNICEF is actively supporting international efforts to finalize and promote adoption of an Optional Protocol to the Convention on the Rights of the Child, which will raise, from 15 to 18, the age at which young people may be recruited into armed forces or participate in hostilities.

### Schools destroyed or damaged by natural disasters in 1998: A sampling

| Country            | Disaster        | Number of schools |
|--------------------|-----------------|-------------------|
| China              | Flood           | 48,766            |
| Bangladesh         | Monsoon         | 14,000            |
| Somalia            | Torrential rain | 5,000             |
| Dominican Republic | Hurricane       | 1,419             |
| Nicaragua          | Hurricane       | 512               |
| El Salvador        | Hurricane       | 283               |

Source: UNICEF, 1999.

A Honduran university student volunteer clears mud after Hurricane Mitch.



UNICEF/98-0836/Bahiguel



CHICAGO: THE TRIPPER

*Care and support from families and communities can make a world of difference to adolescents, especially those at risk. In São Paulo (Brazil), these and other older children who live and work on the streets can gain access to health care, education, family counselling and training in income-generating skills as part of UNICEF-assisted community programmes.*

## Children and women in need of special protection

**H**undreds of millions of children and women need special protection from violations of rights that severely diminish opportunities or devastate lives. Violence, sexual exploitation, discrimination, neglect, abandonment, exploitive labour and life on the streets or in institutions are among these violations, as are harmful practices such as very early marriage and female genital mutilation. In the last decade, special care and services have also become urgently needed for more than 33 million people living with HIV/AIDS, a disease that is cutting its most deadly swath through sub-Saharan Africa and in populations under 25 years old.

Many UNICEF-assisted programmes provide at-risk children and women with

access to information, counselling and care. Increasingly, emphasis is being placed on prevention. For example, to alleviate the problem of child labour, which affects 250 million children in developing countries, UNICEF works with partners to make education more inviting, flexible and affordable for children from poor or marginalized families so that no child will have to give up school to go to work. Education as a preventive strategy against child labour formed part of 17 multi-country projects developed this year as part of the follow-up to the 1997 International Conference on Child Labour, held in Oslo.

UNICEF-assisted programmes also offer support to children who are disabled, abandoned or orphaned. While we continue our efforts to improve

conditions for those who have been placed in institutions, we increasingly assist foster family programmes and other community-based alternatives and advocate for better laws and regulations governing adoption.

Today more than ever, children with disabilities are realizing their rights to good care and to protection from discrimination and abuse. In Egypt, for example, UNICEF joined with government and civil society groups to launch a successful programme in the greater Cairo area that promotes community-based care for disabled youngsters. By the end of 1998, local health workers had identified and assessed the needs of children suffering from problems such as mental disability, blindness and hearing and speech disorders. Many of these



children have been referred to special health, social or educational services, and families have been advised on how best to help children with special needs reach their maximum potential.

### Adolescents at risk

Adolescents, who undergo a quantum leap in development, require abundant support from their families, communities and governments. It is crucial that these young people realize their rights to access information, life skills, education, health services, safe and supportive environments and opportunities to participate in community life. Those who fail to find such support may turn to dangerous patterns of behaviour, such as unsafe sex or the use of tobacco, alcohol and drugs. All of these can have dire and lifelong consequences, including infection with HIV. Studies on smoking, for example, indicate that of the 300 million adolescents in the world who take up this habit, half will die of tobacco-related diseases later in life.

In 1998, UNICEF worked with partners to strengthen community and national institutions so that they can better support adolescents and address the fundamental problems that undermine their health and development.

◆ In Malawi, the Lilongwe city council joined with a youth-run NGO and other organizations to set up 'safe spaces' where young people counsel their peers about available social services such as education.

◆ The Russian Federation began setting up programmes in several cities

to provide young people with access to services, including street outreach, safe spaces, information centres and youth-friendly health clinics.

### Protecting adolescents and children from HIV/AIDS

Reaching young people with information and health services is especially important to help stem the tide of HIV/AIDS, which threatens to reverse crucial gains in child survival and health. More than 8 million children have lost their mothers or both parents to AIDS, and 90 per cent of them are in sub-Saharan Africa. In 1998, UNICEF continued to assist programmes that strengthen the capacity of families and communities to care for orphans and other children affected by AIDS.

◆ In Zimbabwe, the In-school AIDS and Life Skills Education Project gave weekly lessons on HIV/AIDS to children age nine and up and helped them gain the confidence and knowledge to make informed decisions.

◆ In Zambia, where approximately 1 child in 7 has been orphaned by HIV/AIDS, UNICEF assisted communities in building on their strengths to care for orphans, and supported community schools and youth-friendly health services.

◆ The Mekong Project, with major support from the Netherlands, continued to bring together governments from South-East Asia and China to collaborate in reducing the spread of HIV/AIDS in the region, largely through developing life skills programmes for young people.



UNICEF/98/0822/Survedi

### Childhood lost

Ganesh Bhadur Thapa, above, is around 14 years old. He works 15 hours each day, seven days a week, weaving carpets in a dark, crowded factory in Kathmandu. He receives two meals a day and about \$12 a month, and occasionally he gets to watch a video. Some day, he says, he would like to finish school, which he left in fourth grade.

In Nepal, the legal age of employment is 14. The Rugmark Foundation, set up in 1996 and supported by UNICEF, aims to eliminate child labour from the carpet industry by identifying and certifying factories that do not employ under-age children. Assisting Rugmark complements UNICEF's primary strategy of strengthening education as a means to prevent children from being exploited as labourers.

Rugmark inspectors make random checks, but they are hampered by the fact that many children in Nepal were never registered at birth and thus cannot prove their age. When there is a doubt, a medical examination is performed, but the results are largely guesswork. Ganesh passed such a test, but he and thousands of other children who claim to be of legal working age may actually be much younger.

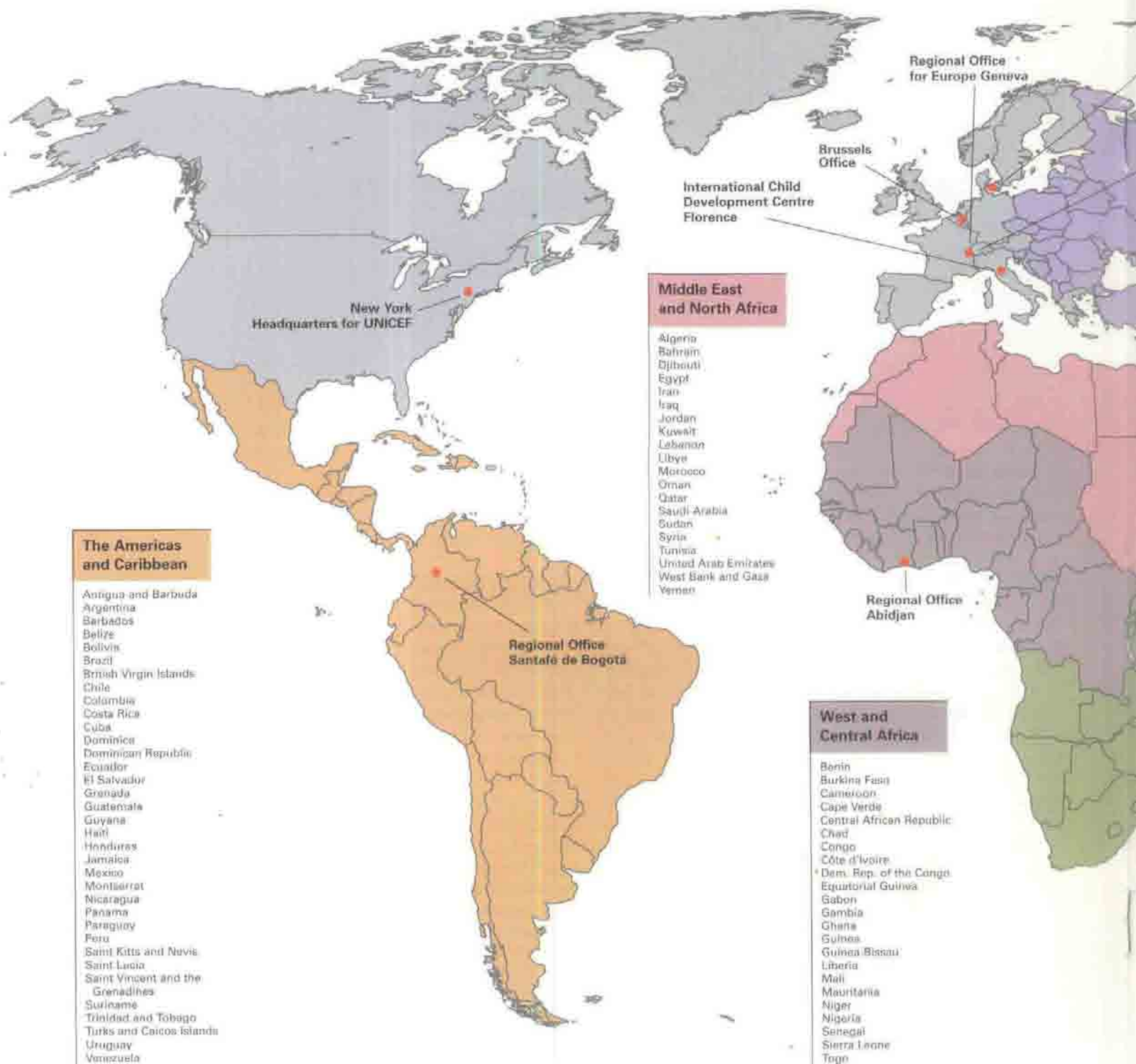
To prevent under-age children from being used as labourers and to help children realize their right to a name and nationality, UNICEF works with governments to ensure that every child is registered at birth.

### Breastfeeding and HIV/AIDS

Research has confirmed that infants whose mothers are HIV positive run a risk, currently estimated to be at least 1 in 7, of contracting the virus through breastfeeding. To assist policy makers and health workers in addressing this risk and to safeguard the rights of mothers and their children, UNICEF joined with WHO and the Joint United Nations Programme on HIV/AIDS (UNAIDS) to issue guidelines on infant feeding. These guidelines warn of the potential harm in mixing breastfeeding and artificial feeding. And a new study suggests that such mixing may be more dangerous than previously thought, as feeding infants solids or fluids in addition to mother's milk in the first few months of life may be what injures the baby's gut and allows the deadly HIV virus to enter body tissues.

The guidelines also call for access to voluntary and confidential HIV counselling and testing for women and men, enabling them to make informed infant feeding decisions. Providing this access was key to an HIV prevention programme in Thailand that significantly reduced HIV prevalence. The programme trained 950 health workers in pre- and post-test counselling techniques and increased the number of NGOs participating from 40 in 1994 to 120 in 1998.

# Where UNICEF works





Copenhagen  
Supply Division

Central and Eastern Europe, Commonwealth  
of Independent States and the Baltic States  
Regional Office Geneva

Regional Office  
Kathmandu

Regional Office  
Bangkok

Tokyo Office

Regional Office  
Amman

Regional Office  
Nairobi

#### South Asia

Afghanistan  
Bangladesh  
Bhutan  
India  
Maldives  
Nepal  
Pakistan  
Sri Lanka

#### Eastern and Southern Africa

Angola  
Botswana  
Burundi  
Comoros  
Eritrea  
Ethiopia  
Kenya  
Lesotho  
Madagascar  
Malawi  
Mauritius  
Mozambique  
Namibia  
Rwanda  
Sao Tome and  
Principe  
Seychelles  
Somalia  
South Africa  
Swaziland  
Tanzania  
Uganda  
Zambia  
Zimbabwe


#### Central and Eastern Europe, Commonwealth of Independent States and the Baltic States

Albania  
Armenia  
Azerbaijan  
Belarus  
Bosnia and Herzegovina  
Bulgaria  
Croatia  
Czech Republic  
Estonia  
Georgia  
Hungary  
Kazakhstan  
Kyrgyzstan  
Latvia  
Lithuania  
Poland  
Republic of Moldova  
Romania  
Russian Federation  
Slovakia  
Tajikistan  
The former Yugoslav Rep.  
of Macedonia  
Turkey  
Turkmenistan  
Ukraine  
Uzbekistan  
Yugoslavia

#### East Asia and the Pacific Regional Office

Cambodia  
China  
Cook Islands  
Fiji  
Indonesia  
Kiribati  
Korea, Dem.  
People's Rep. of  
Lao People's Dem. Rep.  
Malaysia  
Marshall Islands  
Micronesia  
(Federated States of)  
Mongolia  
Myanmar  
Niue  
Palau  
Papua New Guinea  
Philippines  
Samoa  
Solomon Islands  
Thailand  
Tokelau  
Tonga  
Tuvalu  
Vanuatu  
Viet Nam

*Note: This map does not reflect a position by UNICEF on the legal status of any country or territory or the delineation of any frontiers. Dotted line represents approximately the Line of Control in Jammu and Kashmir agreed upon by India and Pakistan. The final status of Jammu and Kashmir has not yet been agreed upon by parties.*



Access to basic social services such as safe water and environmental sanitation is a human right and forms the core of a nation's development. Here a Nepalese girl washes a dish at the community water tap.

## Reducing poverty

In the last several decades, millions of people have left behind lives of hardship and despair with assistance from the international community. But more than 1.3 billion people — nearly a third of the world's population — still must struggle to survive on less than \$1 a day. And the gulf between rich and poor is widening.

Donor countries have endorsed the target of a 50 per cent reduction in extreme poverty by 2015 — yet, overall

aid to developing countries plummeted by 21 per cent between 1992 and 1997. This drop has most seriously affected the very poorest countries, those with the highest rates of child deaths and the lowest rates of access to services such as primary education and safe drinking water.

To help break the cycle of poverty, UNICEF works with partners to:

◆ **Increase aid to developing countries.** UNICEF joins the international

community in urging donor governments to raise official development assistance to at least 0.7 per cent of their national output, a target agreed on by the United Nations.

◆ **Ensure universal access to basic social services.** The lead agency in promoting the 20/20 Initiative, UNICEF encourages governments of both developing and donor nations to channel a larger percentage of resources to basic social services to ensure that these services are available to all. The goal of the 20/20 Initiative is for developing countries to earmark 20 per cent of their budgets and for donor countries to allocate an equal percentage of aid to basic health care, primary education and low-cost safe water and sanitation. At a global meeting in Hanoi in October

***“Expenditures on basic social services will need to increase by at least half to reach the development goals set by the world summits and global conferences of the 1990s.”***

*From Implementing the 20/20 Initiative: Achieving universal access to basic social services. UNICEF, 1998.*

1998 to assess progress on the Initiative, UNICEF joined with governments, the World Bank, the United Nations Development Programme (UNDP), the United Nations Population Fund (UNFPA), the World Health Organization (WHO) and other partners to find ways to improve the quality and impact of basic social services and to use resources more efficiently and equitably.

◆ **Help poor countries obtain debt relief.** The burden of debt is a major obstacle to investment in social services. A 1998 study of 28 developing countries by UNICEF and UNDP revealed that 19 countries spent more on debt servicing than on basic social services. UNICEF supports the Heavily Indebted Poor Country Initiative, developed by the World Bank and the International Monetary Fund. The Initiative aims to lower debt repayments to manageable levels for these countries and to free up their resources to improve basic social services. UNICEF favours a relaxing of the

## Guatemalan women build a thriving business

Access to credit and markets made a big difference to a small group of textile weavers in the village of San Juan La Laguna. In less than 10 years, 20 women from the Tzutuhil community built a robust cooperative of 175 women selling textiles to markets worldwide.


In 1988, with start-up funds from UNICEF and other organizations, the women joined together to create the Association of Artisans of San Juan La Laguna. Association members were able to develop new skills in textile production and the use of sewing machines and foot looms. UNICEF co-financed the purchase of land on which the women built a small factory and helped them locate markets for their products, which now include UNICEF gift shops and other international outlets such as Jubilee Crafts and Pueblo to People.

With their self-confidence bolstered, the women became active in community affairs, spreading health messages and spearheading successful efforts to build a new school and child care centre.

Since 1995, the women have received new lines of credit and training in weaving and project management through the national PROMUJER Programme sponsored by the Office of the First Lady of Guatemala. The Association's profits have financed construction of new workshops, offices and a shop for their goods. All of these were built with labour and materials donated by the community, including by husbands and brothers who had initially balked at the women's new roles.



A woman and child in Guatemala.



### Generation in Jeopardy

More than 75 million people fell into poverty in Central and Eastern Europe and the former Soviet Union during the transition. This UNICEF book, published in 1998, explains the dire impact on the region's children.

eligibility criteria so that more countries may benefit from the Initiative.

♦ **Promote decentralization and greater accountability of governments.** The Bamako Initiative, long supported by UNICEF, is an example of how decentralization has reinvigorated health care services in many countries. Communities play active roles in managing and co-financing Bamako health services, in close cooperation with local

branches of government. In Africa alone, revitalized and community-based health services are catering to the needs of 60 million people. Around 6,000 health centres were revitalized in 1997-1998.

♦ **Enhance the ability of the poor to help themselves.** UNICEF helps people gain access to microcredit loans and to education, including job skills training, and supports government/community collaboration to improve basic social services.

♦ **Strengthen the information base.** Ensuring that reliable statistics and other information are available makes it possible to pinpoint problems, reveal disparities and thus help channel resources to communities most in need. In the developing world, UNICEF has pioneered the use of low-cost household surveys, known as Multiple Indicator Cluster Surveys (MICS), which have been implemented in more than 100 countries since 1995. Additional MICS indicators are being developed to track fulfilment of child rights. Administered by government ministries, MICS have helped nations strengthen their capacities to gather and analyse data. This has proved an important first step in developing policies and plans based on child rights.

## A new approach to reducing poverty

Moving away from the 'project approach', UNICEF, the World Bank and other partners are working with governments to develop and implement one overall programme in sectors such as health and education. This Sector-Wide Approach (SWAP) has the potential to improve the well-being of children and women, providing, among other benefits, greater access to quality basic social services.

The SWAP can improve the efficiency and impact of programmes by coordinating efforts: establishing policies and priorities, implementing an agreed-upon programme of work, and monitoring and evaluating results.

UNICEF participates in SWAPs in Ethiopia, Ghana, Mali, Tanzania, Uganda and Zambia. These initial experiences have enabled us to promote children's and women's rights by participating in planning teams; supporting programmes and activities that complement or form a part of the SWAP, focusing on disadvantaged groups, deprived areas and multi-sectoral approaches; and supporting human rights principles in SWAP design and implementation. In this way, we have ensured that priority attention is given to crucial issues such as universal access to basic social services, vaccination coverage, improved nutrition, care of the young child and girls' education.

## Change for Good®

Change for Good® converts foreign coins and notes donated by passengers into life-saving materials and services for the world's most disadvantaged children. Since 1991, this alliance between the international airline industry and UNICEF has contributed nearly \$21 million to UNICEF programmes. British Airways has raised more than half of these resources — nearly \$11 million — since it joined the partnership in 1994. The newest partner is All Nippon Airways, which joined in 1998. QANTAS and Cathay Pacific, members since 1991, have supported Change for Good® the longest.

Change for Good® partners include Aer Lingus, Air Mauritius, Alitalia, All Nippon Airways, American Airlines, Asiana Airlines, Avianca, British Airways, Canadian Airlines International, Cathay Pacific, Finnair, JAL, QANTAS, Royal Air Maroc, Saeta and TWA.



British Airways works with UNICEF to arrange field visits for selected airline staff members so that they can see first-hand how Change for Good® helps children. Here, British Airways crew member Vanessa Zhang, from Beijing, visits a Baby-Friendly Hospital in that city.

## Goodwill Games

In July, 36 young people — youth leaders and rights activists in their own countries — assembled at the United Nations in New York to take part in a Youth Leadership Forum, sponsored by UNICEF and Time Warner Inc., as part of the Summer of Goodwill/1998 Goodwill Games.

Enjoying the opportunity to meet with the young people were Time Warner executives Gerald M. Levin, Chairman and Chief Executive Officer (first row, right), R. E. (Ted) Turner, Vice-Chairman (third row, centre) and Richard Parsons, President (third row, left).

## Private sector partnerships

UNICEF receives vital support from the many individuals, NGOs and corporations that make up the private sector, which opens new avenues for public outreach and plays a crucial role in furthering human rights.

### Rotary International

Rotary International is a key partner, along with UNICEF, the World Health Organization (WHO), the United States Agency for International Development and the US Centers for Disease Control and Prevention, in the global campaign that has nearly succeeded in eliminating polio. Since 1987, Rotary has provided approximately \$140 million to UNICEF for polio campaigns — including Kick Polio Out of Africa — and has been active in mobilizing funds and vaccine donations from other agencies. This year, Rotary International also provided funds for equipment needed to keep vaccines cold in several African countries.

### Check Out for Children™

Sheraton Hotels and Resorts has raised \$3 million for UNICEF through Check Out for Children™, a fund-raising alliance with UNICEF that invites each hotel guest to donate \$1, or local currency equivalent, to benefit UNICEF programmes. First launched in Europe in 1995, Check Out for Children™ today operates in 154 Sheraton hotels and resorts worldwide.



Kiwanis Clubs in the Philippines are especially active in efforts to combat iodine deficiency disorders (IDD). Here, a Club member distributes packets of iodized salt to children as part of a UNICEF-assisted awareness campaign.

### Kiwanis International

Through its Worldwide Service Project, Kiwanis International is a major partner in the international campaign to eliminate IDD. Since 1994, the organization has channelled more than \$18 million — \$7.9 million in 1998 alone — to UNICEF-assisted projects in more than 60 countries.

### Partners in broadcasting

Many of our strongest partners in promoting children's rights are children themselves, who have a wealth of ideas about how to reach their peers. On the second Sunday of December each year, young people around the world help



produce radio and television shows for and about children as part of the International Children's Day of Broadcasting. In 1998, 2,200 broadcasters in 170 countries aired the programmes.

Another successful media partnership is the Cartoons for Children's Rights public service announcement campaign, which includes nearly 70 leading animation studios in 32 countries. So far, the studios have produced 66 television spots, each dealing with one aspect of the Convention on the Rights of the Child. The spots are distributed free to broadcasters around the world and are available through UNICEF field offices and National Committees.

## Celebrity supporters

UNICEF also promotes the well-being of children and women through its distinguished family of Goodwill Ambassadors and celebrity supporters, who lend their time and talents to raise UNICEF's profile and influence global policy on behalf of children and women. UNICEF's growing partnership includes 18 Goodwill Ambassadors, Spokespersons and Special Representatives who promote UNICEF internationally, as well as 161 celebrities worldwide who support our work primarily at the national level.

Among the highlights of their work in 1998: In December, Goodwill Ambassador **Lord Attenborough** joined UNICEF Executive Director Carol Bellamy in London to launch *The State of the World's Children 1999*. Singer and Honorary Spokesperson **Nana Mouskouri** visited UNICEF programmes in Kenya in July. Liberian football star **George Weah**, Special Representative for Sports, launched a major international cartoon festival in Haarlem (Netherlands) for the Netherlands Committee for UNICEF and participated in a major soccer event on behalf of the UK Committee. Model and actor **Vendela Thomassen**, International Spokesperson, promoted safe motherhood in her media interviews for UNICEF, participating in a special World Bank meeting on the issue in April.

The year also brought high honour to Goodwill Ambassador **Roger Moore**, who was appointed a Commander of the Most Excellent Order of the British Empire in recognition of his humanitarian efforts, including many on behalf of UNICEF. He continues to work for the elimination of iodine deficiency disorders, serving as Honorary Chairman of the Kiwanis International Special Service Project to raise \$75 million towards that goal. In July, he gave a speech to 12,000 Kiwanis Club members at their annual convention.

Singer **Judy Collins**, Special Representative for the Performing Arts, gave a 'gift of song' to benefit UNICEF at a major fund-raiser in Chicago in November and promoted landmine awareness and other key issues in several fund-raising and media appearances.

Noted violinist **Maxim Vengerov**, Envoy for Music, gave several recitals on behalf of UNICEF and continued to give informal, interactive music classes to children from disadvantaged backgrounds.

Olympic speed-skating champion **Johann Olav Koss**, Special Representative for Sports, helped host the Youth Leadership Forum, involving 36 young leaders from around the world who came to New York as part of the Summer of Goodwill/1998 Goodwill Games (see photo, page 22).

Special Representative to Youth **Leon Lai** visited UNICEF programmes in Brazil and appeared on the US cable network CNN with footage of his trip. He also helped raise money for China's flood victims. UNICEF Goodwill Ambassador **Harry Belafonte** and Special Representative for the Performing Arts **Youssou N'Dour** continued to promote UNICEF's work during performances and in media interviews.



**Vanessa Redgrave**, Special Representative for the Performing Arts, accompanied by Nane Annan, wife of UN Secretary-General Kofi Annan, delivers a speech to launch 'Child Rights: A New Era for Children', UNICEF's exhibition at United Nations Headquarters in September 1998.



Goodwill Ambassador **Tetsuko Kuroyanagi** greets children at a UNICEF-assisted camp for the internally displaced in Gulu (Uganda) in September 1998. The renowned actor and popular television talk show host raised over \$2.5 million for UNICEF programmes in 1998. Since 1984, she has brought in more than \$22 million for UNICEF.



Producer, novelist, playwright and legendary actor **Sir Peter Ustinov** stands beside photographs commemorating his 30 years of service as UNICEF Goodwill Ambassador during a celebration at the United Nations. In October, Sir Peter launched an appeal for Kosovo on behalf of the Irish National Committee.



An outreach worker rushes vaccines to a clinic in a remote village of Nigeria as part of a UNICEF-assisted immunization programme. A special container keeps the vaccines cold, ensuring their effectiveness.

## Resources and management

### Income

UNICEF derives its income from voluntary contributions. These come from two main sources: governments and intergovernmental organizations; and non-governmental/private sector groups and individuals.

Total income for 1998 was \$966 million (compared with \$902 million for 1997). Contributions from governments/intergovernmental organizations accounted for 62 per cent of this income (\$603 million). An additional 33 per cent (\$319 million) came from non-governmental/private sector sources; another 5 per cent (\$44 million) was derived from a variety of other sources

(see also pie chart, page 5). For estimated governmental and non-governmental/private sector contributions by country, see pages 29 through 32.

In 1998, \$571 million (59 per cent of income) was contributed to general resources. General resources income includes contributions from 163 governments; net income from the sale of greeting cards and products; funds contributed by the public (mainly through National Committees); and other income.

General resources are used for UNICEF's cooperative participation in country programmes approved by the Executive Board, as well as for programme support and management and

administration of the organization. The UNICEF programme budget in each country is allocated according to three criteria: under-five mortality rate (the probability of a child's dying between birth and five years of age, expressed per 1,000 births); income level (GNP per capita); and the size of the child population. The table on page 26 shows the distribution of general resources by country.

Contributions to supplementary funds from governments, intergovernmental organizations and the private sector totalled \$395 million (41 per cent of income). Of these funds, \$279 million (29 per cent of income) supported projects approved by the Executive




Board as extensions of country programmes funded by general resources; \$116 million (12 per cent of income) supported relief and rehabilitation programmes in emergency situations, which by their nature are difficult to predict. (See also graph, at right.)

## Government contributions

Governments and intergovernmental organizations contributed \$603 million of UNICEF's \$966 million income in 1998. Nine governments increased their local currency contributions to general resources over 1997. Among intergovernmental agencies, the highest contribution — \$16 million — came from the European Union.

The United States remained the largest government donor to UNICEF, providing a total of \$162 million. Its annual general resources contribution has been sustained at \$100 million since 1993. The US per capita contribu-

## UNICEF income 1996-1998 (in millions of US dollars)



tion ranks eleventh among government contributors (see chart, page 27).

Sweden continues to be the second largest government donor (total contribution of \$75 million, of which \$32 million was to general resources) despite a decline in its general resources contribution.

Norway remained the third largest government donor, contributing a total of \$71 million (of which \$38 million was to general resources). Norway maintained its position as the largest

per capita donor, contributing approximately \$16 per person.

The Netherlands, with a total contribution of \$45 million, remained the fourth largest government donor despite a \$10 million reduction from 1997.

Japan became the fifth largest government donor, channelling \$26 million to general resources, out of a total contribution of \$39 million.

The United Kingdom remained the sixth largest government donor, with a total of \$38.5 million.

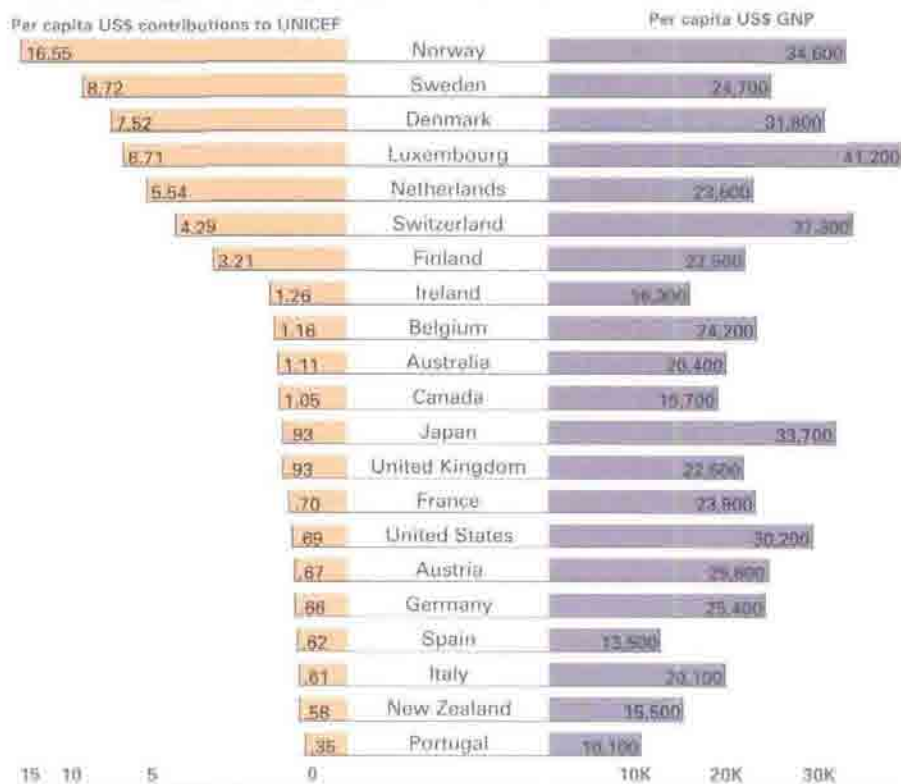
Denmark became the seventh largest government donor, with a total of \$38 million, of which \$30 million was to general resources.

Canada remained the eighth largest government donor, providing a total of \$24 million.

Switzerland became the ninth largest government donor, and Finland remained the tenth.

## Contributions\* to UNICEF vs. GNP

Member countries of the Development Assistance Committee



\* Includes governments, National Committees, NGOs and other contributors.  
Sources: 1998 contribution figures from UNICEF; population calculations and per capita GNP figures (1997) are based on the Organisation for Economic Co-operation and Development/Development Assistance Committee, 1999 Development Co-operation Report.

## Expenditures

The Executive Director authorizes expenditures to meet recommendations approved by the Board for programme assistance. The pace of expenditure depends on the speed of implementation in any country.

In 1998, UNICEF total expenditures, including write-offs, amounted to \$882 million (compared with \$919 million in 1997). Total programme cooperation (\$785 million) amounted to 89 per cent of UNICEF's total expenditure. Management and administration of the organization comprised an additional 9 per cent of total expenditure, and write-offs and other charges amounted to 2 per cent. The breakdown of programme expenditure by sector is shown in the chart on page 28.

## Programmes funded from general resources

The following country programmes, approved for multi-year periods, are funded from general resources. Other programmes are funded from supplementary funds.

UNICEF cooperated with 161 countries, areas and territories in 1998: 46 in sub-Saharan Africa (ESARO and WCARO); 35 in Latin America and the Caribbean (TACRO); 33 in Asia (EAPRO and ROSA); 20 in the Middle East and North Africa (MENARO); and 27 in Central and Eastern Europe, Commonwealth of Independent States (CEE/CIS), and Baltic States.

Financed from funds for regional activities: in ESARO—Seychelles; in MENARO—Libya. Financed from supplementary funding only: Croatia, Yugoslavia.

|  |               |   |               |   |              |   |              |
|--|---------------|---|---------------|---|--------------|---|--------------|
| <b>Afghanistan</b><br>1996-1999                            | \$24,000,000  | <b>Cuba</b><br>1997-2001                        | \$8,000,000   | <b>Kyrgyzstan</b><br>1995-1999                  | \$5,000,000  | <b>Rep. of Moldova</b><br>1997-2001                           | \$3,750,000  |
| <b>Albania</b><br>1998-2000                                | \$4,850,000   | <b>Dem. People's Rep. of Korea</b><br>1999-2000 | \$1,677,000   | <b>Lao People's Dem. Rep.</b><br>1998-2002      | \$5,265,000  | <b>Romania</b><br>1996-1999                                   | \$5,000,000  |
| <b>Algeria</b><br>1998-2000                                | \$2,748,000   | <b>Dem. Rep. of the Congo*</b><br>1998-1999     | \$18,646,000  | <b>Lebanon*</b><br>1997-2001                    | \$5,000,000  | <b>Rwanda</b><br>1998-2000                                    | \$4,860,000  |
| <b>Angola</b><br>1999-2003                                 | \$18,729,000  | <b>Djibouti</b><br>1999-2003                    | \$3,304,000   | <b>Lesotho</b><br>1997-2001                     | \$5,000,000  | <b>Sao Tome and Principe</b><br>1997-2001                     | \$3,750,000  |
| <b>Argentina</b><br>1997-2001                              | \$5,000,000   | <b>Dominican Republic</b><br>1997-2001          | \$5,000,000   | <b>Liberia</b><br>1999-2000                     | \$2,046,000  | <b>Senegal</b><br>1997-2001                                   | \$5,080,000  |
| <b>Armenia</b><br>1995-1999                                | \$5,000,000   | <b>E. Caribbean Islands*</b><br>1998-2002       | \$6,000,000   | <b>Madagascar</b><br>1998-2000                  | \$15,900,000 | <b>Sierra Leone</b><br>1998-1999                              | \$2,916,000  |
| <b>Azerbaijan</b><br>1995-1999                             | \$5,000,000   | <b>Ecuador</b><br>1999-2003                     | \$3,799,000   | <b>Malawi</b><br>1997-2001                      | \$14,750,000 | <b>Somalia</b><br>1999-2000                                   | \$5,859,000  |
| <b>Bangladesh</b><br>1996-2000                             | \$88,000,000  | <b>Egypt</b><br>1996-2000                       | \$30,000,000  | <b>Malaysia</b><br>1997-2000                    | \$3,000,000  | <b>South Africa</b><br>1997-2001                              | \$5,200,000  |
| <b>Belize</b><br>1997-2001                                 | \$3,750,000   | <b>El Salvador</b><br>1997-2001                 | \$5,000,000   | <b>Maldives</b><br>1999-2002                    | \$2,552,000  | <b>Sri Lanka</b><br>1997-2001                                 | \$5,000,000  |
| <b>Benin</b><br>1999-2003                                  | \$5,913,000   | <b>Equatorial Guinea</b><br>1999-2003           | \$3,378,000   | <b>Mali</b><br>1998-2002                        | \$16,605,000 | <b>Sudan</b><br>1997-2001                                     | \$19,650,000 |
| <b>Bhutan</b><br>1997-2001                                 | \$5,000,000   | <b>Eritrea</b><br>1996-2000                     | \$7,500,000   | <b>Mauritania*</b><br>1999-2003                 | \$5,474,753  | <b>Swaziland</b><br>1996-2000                                 | \$3,750,000  |
| <b>Bolivia</b><br>1998-2002                                | \$4,480,000   | <b>Ethiopia</b><br>1994-1999                    | \$75,000,000  | <b>Mauritius</b><br>1996-2000                   | \$3,750,000  | <b>Syria<sup>1</sup></b><br>1996-2000                         | \$5,000,000  |
| <b>Bosnia and Herzegovina</b><br>1999-2001                 | \$2,335,000   | <b>Gabon</b><br>1997-2001                       | \$3,750,000   | <b>Mexico</b><br>1995-2001                      | \$6,280,000  | <b>Tajikistan</b><br>1995-1999                                | \$6,250,000  |
| <b>Botswana</b><br>1995-1999                               | \$5,200,000   | <b>Gambia</b><br>1999-2003                      | \$3,594,000   | <b>Mongolia</b><br>1997-2001                    | \$3,750,000  | <b>Tanzania</b><br>1997-2001                                  | \$31,720,000 |
| <b>Brazil</b><br>1994-2000                                 | \$11,900,000  | <b>Georgia</b><br>1996-2000                     | \$4,850,000   | <b>Morocco</b><br>1997-2001                     | \$7,360,000  | <b>Thailand</b><br>1999-2003                                  | \$3,985,000  |
| <b>Burkina Faso</b><br>1996-2000                           | \$14,000,000  | <b>Ghana</b><br>1996-2000                       | \$15,000,000  | <b>Mozambique</b><br>1998-2001                  | \$18,238,000 | <b>The former Yugoslav Rep.<br/>of Macedonia</b><br>1999-2001 | \$1,853,000  |
| <b>Burundi</b><br>1998-1999                                | \$2,640,000   | <b>Guatemala</b><br>1997-2001                   | \$5,000,000   | <b>Myanmar</b><br>1996-2000                     | \$32,500,000 | <b>Togo</b><br>1997-2001                                      | \$5,000,000  |
| <b>Cambodia</b><br>1998-2000                               | \$11,650,000  | <b>Guinea</b><br>1997-2001                      | \$7,400,000   | <b>Namibia</b><br>1997-2001                     | \$5,000,000  | <b>Tunisia</b><br>1997-2001                                   | \$5,000,000  |
| <b>Cameroon</b><br>1998-2002                               | \$6,500,000   | <b>Guinea-Bissau</b><br>1998-2002               | \$4,500,000   | <b>Nepal</b><br>1997-2001                       | \$18,400,000 | <b>Turkey</b><br>1997-2000                                    | \$4,920,000  |
| <b>Cape Verde</b><br>1995-1999                             | \$3,750,000   | <b>Guyana</b><br>1995-1999                      | \$3,750,000   | <b>Nicaragua</b><br>1997-2001                   | \$5,000,000  | <b>Turkmenistan</b><br>1995-1999                              | \$5,000,000  |
| <b>CEE, CIS and Baltic States<sup>2</sup></b><br>1998-1999 | \$5,000,000   | <b>Haiti</b><br>1998-1999                       | \$2,754,000   | <b>Niger*</b><br>1995-1999                      | \$16,611,000 | <b>Uganda</b><br>1995-2000                                    | \$32,600,000 |
| <b>Central African Rep.</b><br>1997-2001                   | \$5,000,000   | <b>Honduras</b><br>1996-2000                    | \$4,850,000   | <b>Nigeria</b><br>1997-2001                     | \$67,000,000 | <b>Uruguay</b><br>1997-2001                                   | \$3,750,000  |
| <b>Chad</b><br>1996-2000                                   | \$8,500,000   | <b>India</b><br>1999-2002                       | \$120,042,000 | <b>Oman</b><br>1997-2000                        | \$4,000,000  | <b>Uzbekistan</b><br>1995-1999                                | \$5,250,000  |
| <b>Chile</b><br>1997-2001                                  | \$5,000,000   | <b>Indonesia</b><br>1995-2000                   | \$72,000,000  | <b>Pacific Islands<sup>3</sup></b><br>1997-2001 | \$7,000,000  | <b>Venezuela</b><br>1998-2002                                 | \$4,250,000  |
| <b>China</b><br>1996-2000                                  | \$100,000,000 | <b>Iran*</b><br>1998-1999                       | \$3,119,000   | <b>Pakistan</b><br>1999-2003                    | \$56,943,000 | <b>Viet Nam</b><br>1996-2000                                  | \$44,000,000 |
| <b>Colombia</b><br>1999                                    | \$840,000     | <b>Iraq*</b><br>1999-2000                       | \$3,026,413   | <b>Panama</b><br>1997-2001                      | \$3,750,000  | <b>Yemen</b><br>1999-2001                                     | \$7,861,000  |
| <b>Comoros</b><br>1997-2001                                | \$3,750,000   | <b>Jamaica</b><br>1997-2001                     | \$3,750,000   | <b>Papua New Guinea</b><br>1998-2002            | \$4,250,000  | <b>Zambia</b><br>1997-2001                                    | \$10,250,000 |
| <b>Congo</b><br>1999-2000                                  | \$1,690,000   | <b>Jordan<sup>4</sup></b><br>1998-2002          | \$4,250,000   | <b>Paraguay</b><br>1995-1999                    | \$6,000,000  | <b>Zimbabwe</b><br>1995-2000                                  | \$8,400,000  |
| <b>Costa Rica</b><br>1997-2001                             | \$3,750,000   | <b>Kazakhstan</b><br>1995-1999                  | \$5,000,000   | <b>Peru</b><br>1996-2000                        | \$5,380,000  |   |              |
| <b>Côte d'Ivoire</b><br>1997-2001                          | \$10,250,000  | <b>Kenya</b><br>1999-2003                       | \$16,785,000  | <b>Philippines</b><br>1999-2003                 | \$12,499,000 |   |              |

\* Includes additional general resources allocated since the funds were first approved by the UNICEF Executive Board.

<sup>1</sup> Covers Belarus, Bulgaria, the Czech Republic, Estonia, Hungary, Latvia, Lithuania, Poland, the Russian Federation, Slovakia and Ukraine.

<sup>2</sup> Includes Antigua and Barbuda, Barbados, the British Virgin Islands, Dominica, Grenada, Montserrat, Saint Kitts and Nevis, Saint Lucia, Saint Vincent and the Grenadines, Suriname, Trinidad and Tobago, and Turks and Caicos Islands.

<sup>3</sup> UNICEF is providing assistance for Palestinian children and women for 1998-2000 in the following: Jordan—\$600,000; Lebanon—\$1,050,000; Syria—\$500,000; West Bank and Gaza—\$2,550,000.

<sup>4</sup> Includes Cook Islands, Federated States of Micronesia, Fiji, Kiribati, Marshall Islands, Niue, Palau, Samoa, Solomon Islands, Tokelau, Tonga, Tuvalu and Vanuatu.

## Biennial Support Budget 1998-1999

In January 1998, the Executive Board approved the Biennial Support Budget for 1998-1999, which represented a no-growth budget from that of 1996-1997. Zero budget growth was achieved through efficiency measures and the Management Excellence Programme. In this budget, the organization has been able to absorb the impact of inflation and add the programme support costs of 25 country offices. Excluding these costs, the Support Budget for 1998-1999 represents a reduction of 6 per cent over the 1996-1997 biennium in real terms.

The Support Budget comprises two categories: 1) programme support for country and regional offices and a small segment of headquarters expenditures on programme development and delivery; and 2) management and administration, covering headquarters functions of executive direction, organizational policy, external relations, information, and financial and human resources administration.

The budget for headquarters in 1998-1999 decreased by 8 per cent over the 1996-1997 period in real terms, following a continuing trend of decentralizing and improving work processes. An estimated 8.5 per cent of total resources projected for 1998-1999 goes towards management and administration.

## Stronger management and operations

As part of our efforts to improve and decentralize management and operations, we continued to devolve more decision-making to regional offices, assigning them responsibility for clearing country programmes and budgets.

### Edukit

These supplies are typical of an 'Edukit', a precious commodity for students and teachers in places hit by crisis. Edukits are tailored to community needs and school requirements, and frequently are assembled locally with assistance from UNICEF, which also provides training to the teachers using them. In 1998, UNICEF worked with other partners, including the United Nations Educational, Scientific and Cultural Organization (UNESCO), to deliver thousands of kits to children affected by conflict in Afghanistan, Liberia and the Balkan countries.

We also implemented new plans for regional programme evaluation and introduced a method for assessing country programme performance, the Integrated Monitoring and Evaluation Plan, which became mandatory for all new programmes.

In 1998, UNICEF completed programme audits in four countries — Bangladesh, Cambodia, Côte d'Ivoire and Egypt. These audits provided an independent assessment of programme implementation and weighed the risks of programme objectives not being met. A participatory approach was used, which helped strengthen the programme assessment skills of UNICEF staff in the country offices.

### Information technology

In 1998, we devised and began implementing a global plan for upgrading information technology to improve the management of programmes, finances and human resources.

♦ The Programme Manager System (PROMS) became operational in one third of UNICEF country offices.

♦ The headquarters Financial and Logistics System (FLS) was finalized — on time and within budget — and 'went live' in January 1999.

♦ The Integrated Management Information System (IMIS) was instituted for human resources administration and entitlements.

In addition, major enhancements made to the UNICEF Web site helped draw more than 4 million visitors during the year, an increase of 3 million over the previous year. The UNICEF intranet, established in 1997 and continually augmented, has become a key resource for staff on policies, programme information and key issues.

## Top 20 donors to UNICEF, 1998


| Governments    | Contribution<br>(in US\$ thousands) | Per capita*<br>contribution<br>(in US\$) |
|----------------|-------------------------------------|--|
| United States  | 161,531                             | 0.60                                     |
| Sweden         | 75,066                              | 8.48                                     |
| Norway         | 71,406                              | 16.21                                    |
| Netherlands    | 44,700                              | 2.86                                     |
| Japan          | 38,748                              | 0.31                                     |
| United Kingdom | 38,557                              | 0.65                                     |
| Denmark        | 37,689                              | 7.13                                     |
| Canada         | 23,660                              | 0.78                                     |
| Switzerland    | 14,310                              | 2.02                                     |
| Finland        | 14,290                              | 2.78                                     |
| Australia      | 13,902                              | 0.75                                     |
| Italy          | 12,860                              | 0.22                                     |
| France         | 10,120                              | 0.17                                     |
| Germany        | 8,872                               | 0.08                                     |
| Belgium        | 4,155                               | 0.41                                     |
| Ireland        | 3,758                               | 1.03                                     |
| Austria        | 2,797                               | 0.35                                     |
| New Zealand    | 1,888                               | 0.50                                     |
| Spain          | 1,797                               | 0.05                                     |
| China          | 1,160                               | ...                                      |

| Committees<br>for UNICEF | Contribution<br>(in US\$ thousands) | Per capita*<br>contribution<br>(in US\$) |
|--------------------------|-------------------------------------|--|
| Japan                    | 76,490                              | 0.61                                     |
| Germany                  | 47,362                              | 0.58                                     |
| Netherlands              | 41,060                              | 2.63                                     |
| France                   | 30,597                              | 0.52                                     |
| Spain                    | 22,581                              | 0.57                                     |
| Italy                    | 22,092                              | 0.38                                     |
| United States            | 21,800                              | 0.08                                     |
| Switzerland              | 19,858                              | 2.24                                     |
| United Kingdom           | 15,025                              | 0.25                                     |
| Belgium                  | 7,630                               | 0.75                                     |
| Australia                | 6,589                               | 0.36                                     |
| Hong Kong                | 6,573                               | N.A.                                     |
| Canada                   | 5,569                               | 0.18                                     |
| Greece                   | 4,258                               | 0.40                                     |
| Portugal                 | 3,316                               | 0.33                                     |
| Korea, Rep.              | 2,738                               | 0.06                                     |
| Austria                  | 2,629                               | 0.33                                     |
| Finland                  | 2,218                               | 0.43                                     |
| Sweden                   | 2,051                               | 0.23                                     |
| Denmark                  | 2,019                               | 0.38                                     |

\* Per capita contribution was calculated from data in the 1999 World Bank Atlas.



## UNICEF expenditure on programmes by sector\*



\* Excludes programme support.

\*\* Includes programme expenditures that cannot be directly identified to specific sectors. These costs relate to programme planning, monitoring, evaluation, statistics, social mobilization, advocacy, technical assistance and other support.

### Providing essential supplies

Through its Supply Division, located in Copenhagen, UNICEF provides essential items to support programmes, including vaccines, essential drugs, therapeutic foods, micronutrients, medical and surgical equipment, educational materials, water purification and sanitation equipment and insecticide-treated bed nets. In 1998, the total value of supplies purchased globally was \$330 million. Vaccines, valued at \$86 million, were the largest single commodity purchased.

With the overall aim of providing best value for money, in 1998 we:

- ◆ **Improved our response to the day-to-day needs of UNICEF country offices** through training and restructuring work flow. As a result, order-processing times were reduced and product offerings standardized, improvements in services that were noted in a 'customer survey' of field offices,

- ◆ **Improved our procurement services for governments and organizations.** UNICEF's procurement services enable governments, United Nations agencies and NGOs to purchase supplies through UNICEF at best value and to rely on UNICEF's expertise when selecting and ordering products. In 1998, supplies purchased through these services were valued at \$88 million, an increase from \$54 million in 1997.

- ◆ **Improved response time to acute emergencies around the world.** Emergency orders are now filled immediately.

### Human resources

We placed new emphasis on promoting career development, strengthening management skills and building staff capacity to implement human resources policies and to deal with crises and unstable situations affecting staff. To achieve these goals, we:

- ◆ **Restructured the Division of Human Resources** according to geographic regions to pilot-test the integration of human resources functions and to improve communication and coordination between New York and field offices. New Internet and intranet sites were set up to exchange human resources information.

- ◆ **Played a lead role in the efforts of UN organizations** to harmonize benefits and entitlements for staff in high-risk and difficult duty stations.

- ◆ **Provided training in skills such as management and leadership** to 96 field offices and divisions, as well as to all new senior staff, heads of office, operations officers and headquarters ombudspersons. We placed more emphasis on preparing staff to deal with situations of instability and crisis, focusing especially on security. In addition, we held a global emergency-response training session for staff and developed training in humanitarian principles involved in protecting the rights of civilians in armed conflict. Staff also learned how to use the new Financial and Logistics System, resulting in a timely changeover from the old system.

### Private sector fund-raising

The private sector provides one third of the organization's income. This large contribution to UNICEF's work results

from direct fund-raising and the sale of greeting cards and products, primarily through the 37 Committees for UNICEF. To improve the way we carry out these activities, we:

- ◆ **Reorganized the Private Sector Division in 1997-1998**, setting up a new section to develop and manage corporate and fund-raising alliances. The concept of 'brand management' was introduced as a centrepiece of the new strategy, with the intent of leveraging the UNICEF name to maximize contributions to the organization.

- ◆ **Began working with Committees for UNICEF to target specific markets** in countries with high fund-raising potential. We strengthened the links between greeting card sales and general fund-raising so that card buyers and donors could be reached simultaneously.

- ◆ **Developed new card lines and redesigned our product line** to feature theme-based gifts with greater sales potential.

Note: All dollars referred to throughout the UNICEF Annual Report are US dollars.

## Grant from Ted Turner

The United Nations Foundation, Inc., established in 1997 by R. E. Turner with a \$1 billion grant to the UN, approved more than \$18 million in funds for UNICEF in 1998. These funds will support various health and nutrition projects for children and health and education projects for women.

In May 1998, six UNICEF proposals in the amount of nearly \$6.5 million were approved for programmes in Africa, Indonesia and Viet Nam on issues ranging from childhood diseases to child soldiers.

In June 1998, the Foundation approved \$9.1 million for three projects: HIV/AIDS; girls' education and health; and polio eradication. An additional \$1.75 million for UNICEF was approved in response to a joint WHO/UNICEF proposal to prevent tobacco use among youth.

In December 1998, the Foundation approved \$1 million to support UNICEF programmes combating iodine deficiency in Africa. The funds will be matched by a grant from Kiwanis International.

# Total UNICEF income by source of funding, 1998<sup>1</sup>

|                                       | Governmental Contributions |                                  | Private Sector Contributions   |                                  |                                |                                  | Total      |
|---------------------------------------|----------------------------|----------------------------------|--------------------------------|----------------------------------|--------------------------------|----------------------------------|------------|
|                                       | General Resources          | Supplementary Funds <sup>2</sup> | National Committees            |                                  | Other Contributions            |                                  |            |
|                                       |                            |                                  | General Resources <sup>3</sup> | Supplementary Funds <sup>2</sup> | General Resources <sup>2</sup> | Supplementary Funds <sup>2</sup> |            |
| Albania                               |                            |                                  |                                |                                  |                                | 5,704                            | 5,704      |
| Algeria                               |                            |                                  |                                |                                  |                                |                                  |            |
| Andorra                               |                            |                                  |                                |                                  |                                |                                  |            |
| Angola                                | 12,000                     |                                  | (203,643)                      | 161,983                          | 13,207                         |                                  | 13,207     |
| Argentina                             |                            |                                  |                                |                                  |                                |                                  | (29,660)   |
| Armenia                               |                            | 30,411                           |                                |                                  | 16,009                         | 4,000                            | 20,009     |
| Australia                             |                            |                                  |                                |                                  | 718,051                        | 1,795,264                        | 2,543,726  |
| Austria                               | 2,970,667                  | 10,931,763                       | 819,086                        | 5,769,871                        | 30                             |                                  | 30         |
| Azerbaijan                            | 1,694,005                  | 1,102,500                        | 1,982,056                      | 647,253                          | 556                            |                                  | 20,496,532 |
| Bahrain                               |                            |                                  |                                |                                  | 14,794                         |                                  | 5,426,370  |
| Bangladesh                            |                            |                                  |                                |                                  | (20,405)                       | 221,299                          | 236,093    |
| Barbados                              | 30,000                     | 5,000                            |                                |                                  |                                |                                  | (20,405)   |
| Belgium                               | 4,000                      |                                  |                                |                                  | 140,175                        |                                  | 175,175    |
| Benin                                 | 2,156,334                  | 1,999,054                        | 8,933,209                      | 697,127                          | 32,430                         | 1,574                            | 38,004     |
| Bhutan                                | 3,500                      |                                  |                                |                                  |                                |                                  | 11,785,723 |
| Bolivia                               | 20,000                     |                                  |                                |                                  | 4,729                          |                                  | 8,229      |
| Bosnia and Herzegovina                | 195,000                    | 568,997                          |                                |                                  | 3,712                          |                                  | 23,712     |
| Botswana                              |                            |                                  |                                |                                  | 122,903                        | 44,153                           | 831,053    |
| Brazil                                | 5,128                      |                                  |                                |                                  | 44,159                         |                                  | 44,159     |
| Bulgaria                              | 300,000                    |                                  |                                |                                  | 2,185                          |                                  | 7,313      |
| Burkina Faso                          | 106                        |                                  | 163,515                        |                                  | 3,637,422                      | 3,274,302                        | 7,211,724  |
| Burundi                               | 5,245                      |                                  |                                |                                  |                                |                                  | 163,621    |
| Cambodia                              |                            | 194,847                          |                                |                                  | 674                            |                                  | 5,919      |
| Cameroon                              |                            |                                  |                                |                                  | 29                             |                                  | 194,875    |
| Canada                                |                            |                                  |                                |                                  | (1,794)                        |                                  | (1,794)    |
| Cape Verde                            | 9,574,468                  | 14,086,031                       | 1,524,271                      | 4,044,530                        | 7,728                          |                                  | 7,728      |
| Central African Republic              |                            |                                  |                                |                                  | 205                            | 1,815,602                        | 31,045,108 |
| Chad                                  |                            |                                  |                                |                                  | (768)                          |                                  | (768)      |
| Chile                                 |                            | 342,238                          |                                |                                  | 6,728                          | 13,361                           | 20,089     |
| China                                 | 77,000                     |                                  |                                |                                  | (2,201)                        |                                  | 340,037    |
| Colombia                              | 1,160,386                  |                                  | 1,074                          |                                  | 148,524                        | 26,738                           | 253,336    |
| Comoros                               | 450,000                    |                                  | 831                            |                                  | 243,269                        | 22,778                           | 1,426,433  |
| Congo                                 |                            |                                  |                                |                                  | 1,152,194                      | 380,451                          | 1,983,476  |
| Costa Rica                            |                            |                                  |                                |                                  | 296                            |                                  | 296        |
| Côte d'Ivoire                         | 12,647                     |                                  |                                |                                  | 259                            | 2,000                            | 2,259      |
| Croatia                               | 5,000                      |                                  |                                |                                  | 63,337                         | 76,045                           | 152,030    |
| Cuba                                  |                            |                                  |                                |                                  | 35,157                         |                                  | 40,157     |
| Cyprus                                | 110,000                    |                                  |                                |                                  | 230,703                        | 1,802                            | 232,305    |
| Czech Republic                        |                            |                                  | 38,896                         |                                  | 136,116                        |                                  | 246,116    |
| Democratic People's Republic of Korea | 120,813                    |                                  | 269,792                        |                                  | 41,508                         |                                  | 80,404     |
| Democratic Republic of the Congo      | 11,737                     |                                  |                                |                                  | 1,500                          |                                  | 392,105    |
| Denmark                               |                            |                                  |                                |                                  |                                |                                  | 11,737     |
| Djibouti                              | 30,467,195                 | 7,221,705                        | 2,019,069                      |                                  | 19,646                         |                                  | 19,646     |
| Dominican Republic                    | 1,000                      |                                  |                                |                                  | 5,310                          |                                  | 39,713,279 |
| Ecuador                               |                            | 67,397                           |                                |                                  | 1,915                          |                                  | 2,915      |
| Egypt                                 |                            |                                  | 23                             |                                  | 153,723                        | 1,436                            | 222,556    |
| El Salvador                           | 38,325                     |                                  |                                |                                  | 412,291                        | 72,306                           | 484,620    |
| Equatorial Guinea                     | 25,000                     |                                  |                                |                                  | (130,286)                      | 4,451                            | (87,510)   |
| Eritrea                               |                            |                                  |                                |                                  | 23,561                         |                                  | 48,561     |
| Estonia                               |                            |                                  |                                |                                  | (2,722)                        |                                  | (2,722)    |
|                                       | 18,550                     |                                  | 106,257                        |                                  | (4,858)                        |                                  | (4,858)    |
|                                       |                            |                                  |                                |                                  |                                |                                  | 124,807    |

<sup>1</sup> All contributions shown in US dollars; amounts have been rounded throughout. <sup>2</sup> Includes funds for regular and emergency programmes.  
<sup>3</sup> Private Sector Division (PSD) income included.

## Total UNICEF income by source of funding, 1998<sup>1</sup>

|   | Governmental Contributions     |                                  | Private Sector Contributions   |                                  |                                |                                  | Total              |
|---|--------------------------------|----------------------------------|--------------------------------|----------------------------------|--------------------------------|----------------------------------|--------------------|
|   | General Resources              | Supplementary Funds <sup>2</sup> | National Committees            |                                  | Other Contributions            |                                  |                    |
|   | General Resources <sup>2</sup> | Supplementary Funds <sup>2</sup> | General Resources <sup>2</sup> | Supplementary Funds <sup>2</sup> | General Resources <sup>2</sup> | Supplementary Funds <sup>2</sup> |                    |
| Turkey  | 130,000                        |                                  | 971,286                        |                                  |                                |                                  | 1,101,286          |
| Uganda  |                                |                                  | 3,181                          |                                  | 3,183                          |                                  | 6,364              |
| United Arab Emirates  | 100,000                        |                                  |                                |                                  |                                |                                  | 100,000            |
| United Kingdom  | 16,666,667                     | 21,890,560                       | 2,123,550                      | 12,901,285                       | 198                            | 316,945                          | 53,899,203         |
| United States   | 100,000,000                    | 61,530,539                       | 7,569,467                      | 14,030,345                       | 47,564                         | 151,545                          | 183,329,460        |
| Uruguay   |                                |                                  |                                |                                  | 254,641                        |                                  | 254,641            |
| Venezuela   | 47,004                         |                                  | 6,818                          |                                  | 267,582                        | 247,739                          | 569,144            |
| Viet Nam  | 12,794                         |                                  |                                |                                  | 12,434                         |                                  | 25,228             |
| West Bank and Gaza  |                                |                                  |                                |                                  | (5,094)                        |                                  | (5,094)            |
| Yemen   |                                |                                  |                                |                                  | 1,456                          |                                  | 1,456              |
| Yugoslavia  |                                |                                  |                                |                                  | 173,322                        |                                  | 173,322            |
| Zambia  |                                | 176,349                          |                                |                                  | 10,873                         |                                  | 187,222            |
| Zimbabwe  |                                |                                  |                                |                                  | 13,477                         |                                  | 13,477             |
| Miscellaneous general resources                                       |                                |                                  |                                |                                  | 227,044                        |                                  | 227,044            |
| <b>SUBTOTAL</b>   | <b>343,276,184</b>             | <b>248,945,342</b>               | <b>235,110,413</b>             | <b>111,340,724</b>               | <b>15,152,128</b>              | <b>11,907,780</b>                | <b>965,732,571</b> |
| <b>UN system, intergovernmental and non-governmental contributors</b> |                                |                                  |                                |                                  |                                |                                  |                    |
| AGFUND  |                                | 115,000                          |                                |                                  |                                |                                  | 115,000            |
| Bernard Van Leer Foundation, Netherlands                              |                                |                                  |                                |                                  |                                | 100,200                          | 100,200            |
| European Union  |                                | 16,147,540                       |                                |                                  |                                |                                  | 16,147,540         |
| International Child Development Centre                                |                                |                                  |                                |                                  |                                | 18,669                           | 18,669             |
| International Development Research Centre                             |                                |                                  |                                |                                  |                                | 723,016                          | 723,016            |
| International Fund for Agricultural Development                       |                                |                                  |                                |                                  |                                | 235,938                          | 235,938            |
| Joint United Nations Programme on HIV/AIDS (UNAIDS)                   |                                |                                  |                                |                                  |                                | 1,855,373                        | 1,855,373          |
| OPEC Fund   |                                | 350,000                          |                                |                                  |                                |                                  | 350,000            |
| Organization of African Unity   |                                | 360,310                          |                                |                                  |                                |                                  | 360,310            |
| Rädda Barnen, Sweden  |                                |                                  |                                |                                  |                                | 33,467                           | 33,467             |
| Redd Barna, Norway  |                                |                                  |                                |                                  |                                | 32,745                           | 32,745             |
| The Rockefeller Foundation  |                                |                                  |                                |                                  |                                | 169,950                          | 169,950            |
| Rotary International  |                                |                                  |                                |                                  |                                | 4,510,215                        | 4,510,215          |
| Tetsuko Kuroyanagi, Japan   |                                |                                  |                                |                                  | 1,250,000                      | 1,258,500                        | 2,508,500          |
| United Nations Foundation, Inc.                                       |                                |                                  |                                |                                  |                                | 3,048,950                        | 3,048,950          |
| UN Agencies (inter-agency support)                                    |                                |                                  |                                |                                  |                                | 20,157                           | 20,157             |
| UN and UN Agencies staff  |                                |                                  |                                |                                  |                                | 11,479                           | 11,479             |
| UN International Drug Control Programme                               |                                |                                  |                                |                                  |                                | 186,200                          | 186,200            |
| UN Office for the Coordination of Humanitarian Affairs                |                                |                                  |                                |                                  |                                | 364,732                          | 364,732            |
| UN Secretariat  |                                |                                  |                                |                                  |                                | 530,491                          | 530,491            |
| UNHCR, Geneva   |                                |                                  |                                |                                  |                                | 10,699                           | 10,699             |
| WHO, Geneva   |                                |                                  |                                |                                  |                                | 858,980                          | 858,980            |
| World Bank  |                                |                                  |                                |                                  |                                | 1,118,536                        | 1,118,536          |
| <b>SUBTOTAL</b>   | <b>343,276,184</b>             | <b>265,918,192</b>               | <b>235,110,413</b>             | <b>111,340,724</b>               | <b>16,402,128</b>              | <b>26,996,076</b>                | <b>999,043,717</b> |
| Adjustments to prior years <sup>2</sup>                               | 374,913                        | (6,906,504)                      |                                | (78,525)                         |                                | (1,429,325)                      | (8,039,442)        |
| Other income  |                                |                                  |                                |                                  |                                |                                  | 43,983,039         |
| Less cost of goods delivered and other expenses <sup>3</sup>          |                                |                                  |                                |                                  |                                |                                  | (69,473,365)       |
| <b>GRAND TOTAL</b>  |                                |                                  |                                |                                  |                                |                                  | <b>965,513,949</b> |

1) Includes refunds and adjustments to income recognized in previous years. 2) Cost of goods delivered and other operating expenses incurred by PSD.

## Further information is available from:

### Committees for UNICEF

**Andorra:** Comitè Nacional d'Andorra per a l'UNICEF  
Avda. del Fener, 14  
Escaldes-Engordany

**Australia:** Australian Committee for UNICEF Ltd.  
P.O. Box A 2005  
Sydney South, N.S.W. 1235

**Austria:** Österreichisches Komitee für UNICEF  
UNICEF Information Centre  
Hietzinger Hauptstrasse 55  
A - 1130 Vienna

**Belgium:** Comité belge pour l'UNICEF  
Avenue des Arts 20  
Boîte 18  
B - 1000 Brussels

**Bulgaria:** Bulgarian National Committee for UNICEF  
18/B Pentcho Stavelkov Blvd.  
BG - 1606 Sofia

**Canada:** Canadian UNICEF Committee/Comité UNICEF Canada  
443, Mount Pleasant Road  
CDN - Toronto, Ontario M4S 2L8

**Czech Republic:** Český Vzor pro UNICEF  
Vyšehradská 51  
12800 Praha 2

**Denmark:** Dansk UNICEF Komite  
UNICEF Plads  
DK - 2100 Copenhagen Ø

**Estonia:** UNICEF-i Eesti Rahvuskomitee  
Uus Str. 2 or P.O. Box 3324  
EE - 0090 Tallinn

**Finland:** Suomen UNICEF - yhdistys r.y.  
Perttulantie 6  
SF - 00210 Helsinki

**France:** Comité français pour l'UNICEF  
3, rue Duguay-Trouin  
F - 75282 Paris Cedex 06

**Germany:** Deutsches Komitee für UNICEF  
Königer Weg 104  
1 - 50969 Cologne

**Greece:** Hellenic National Committee for UNICEF  
Kennis Street  
1 - 115 27 Athens

**Hong Kong:** Hong Kong Committee for UNICEF  
Blue Pool Road 3/F  
Happy Valley, Hong Kong

**Hungary:** UNICEF Magyar Nemzeti bizottsága  
anytér len. U. 26-34, II. LH VI, 1  
1027 Budapest

**Ireland:** Irish National Committee for UNICEF  
100, Ormond Quay  
Dublin 1

**Israel:** Israel National Committee for UNICEF  
P.O. Box 8009  
IL - 93105 Jerusalem

**Italy:** Comitato Italiano per l'UNICEF  
Via Vittorio Emanuele Orlando 83  
I - 00185 Rome

**Japan:** Japan Committee for UNICEF  
UNICEF House  
31-10, Daikyo-cho  
Shinjuku-ku, Tokyo 163-8688

**Latvia:** UNICEF Latvijas Republikas Nacionāla Komiteja  
Brīvības Str. 58, Off. 223  
LV - 1011 Riga

**Lithuania:** Lithuanian National Committee for UNICEF  
Ausros Vartu No 3/1-2  
2600 Vilnius

**Luxembourg:** Comité luxembourgeois pour l'UNICEF  
99, Route d'Arlon  
L - 1140 Luxembourg

**Netherlands:** Stichting Nederlands Comité UNICEF  
St. Barbaraweg 4  
Postbus 30603  
NL - 2500 GP The Hague

**New Zealand:** New Zealand Committee for UNICEF  
Leval 4, Willbank Court  
57 Willis Street  
NZ - Wellington 6001

**Norway:** UNICEF-Komiteen i Norge  
Møller Gt. 24  
N - 0179 Oslo

**Poland:** Polski Komitet UNICEF  
Al Szucha 16/15  
PL - 00-582 Warsaw

**Portugal:** Comité Português para a UNICEF  
Av. António Augusto de Aguiar, 56-3 Esq.  
P - 1050 Lisbon

**Republic of Korea:** Korean Committee for UNICEF  
17-1, Changsung-dong  
Chongro-Ku  
110-034 Seoul

**San Marino:** Commissione Nazionale Sanmarinese per l'UNICEF  
c/o Segreteria di Stato per gli Affari Esteri  
Palazzo Begni  
I - 47031 San Marino

**Slovakia:** Slovenský Vzor pre UNICEF  
Grösslingova, 6  
P.O. Box 62  
810 00 Bratislava

**Slovenia:** Slovenski Odbor za UNICEF  
Paysiceva 4  
1000 Ljubljana

**Spain:** Comité Español del UNICEF  
Mauricio Legendre, 36  
E - 28046 Madrid

**Sweden:** Svenska UNICEF-Kommittén  
Box 222 23  
(Hantverkargatan 5)  
S - 104 22 Stockholm

**Switzerland:** Schweizerisches Komitee für UNICEF  
Baumackerstrasse 24  
CH - 8050 Zürich

**Turkey:** UNICEF Türkiye Millî Komitesi  
Abdullah Ceydet Sokak No. 20/10  
TR - 06680 Çankaya - Ankara

**United Kingdom:** UK Committee for UNICEF  
55 Lincoln's Inn Fields  
GB - London WC2A 3NB

**United States of America:** US Committee for UNICEF  
333 East 38th Street, GC-6  
USA - New York, NY 10016

### UNICEF Offices

**UNICEF Headquarters**  
UNICEF House  
3 UN Plaza  
New York, NY 10017, USA

**UNICEF Regional Office for Europe**  
Palais des Nations  
CH-1211 Geneva 10, Switzerland

**UNICEF Central and Eastern Europe, Commonwealth of Independent States, and Baltic States Regional Office**  
Palais des Nations  
CH-1211 Geneva 10, Switzerland

**UNICEF Eastern and Southern Africa Regional Office**  
P.O. Box 44145  
Nairobi, Kenya

**UNICEF West and Central Africa Regional Office**  
P.O. Box 443  
Abidjan 04, Côte d'Ivoire

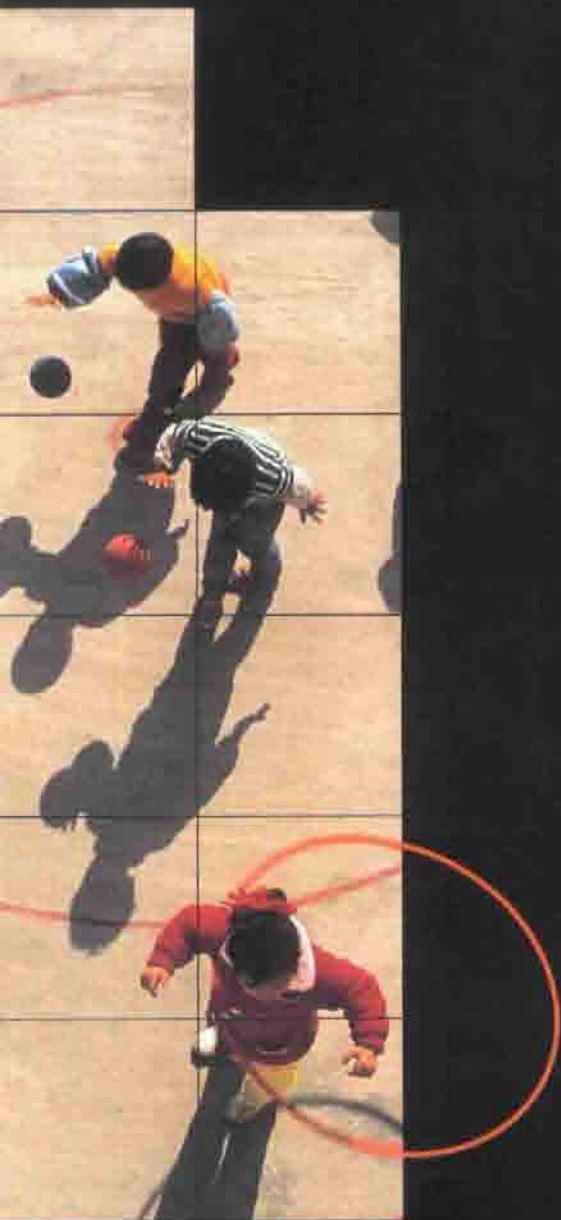
**UNICEF The Americas and Caribbean Regional Office**  
Apartado 89829  
Santafé de Bogotá, Colombia

**UNICEF East Asia and the Pacific Regional Office**  
P.O. Box 2-154  
Bangkok 10200, Thailand

**UNICEF Middle East and North Africa Regional Office**  
P.O. Box 840028  
Amman 11181, Jordan

**UNICEF South Asia Regional Office**  
P.O. Box 5815, Lekhnath Marg  
Kathmandu, Nepal

**UNICEF Office for Japan**  
United Nations University  
Headquarters Building, 8th floor  
63-70, Jingumae 5-chome  
Shibuya-ku  
Tokyo 150-0001, Japan



UNICEF  
Division of Communication  
3 United Nations Plaza, H-9F  
New York, NY 10017, USA

E-mail: [pubdoc@unicef.org](mailto:pubdoc@unicef.org)  
Web site: [www.unicef.org](http://www.unicef.org)

**unicef**   
United Nations Children's Fund